



AH HOLDINGS LIMITED



First Class Experience



Corporate Information	2
Directors' Biographies	3
Financial Highlights	7
Chairman's Statement	8
Management Discussion and Analysis	12
Environmental, Social and Governance Report	22
Corporate Governance Report	32
Directors' Report	46
Independent Auditor's Report	59



BOARD OF DIRECTORS

Executive Directors

Mr. Wong Man Li (*Chairman*)
Ms. Hui Wai Hing
Mr. Feng Guohua (*Chief Executive Officer*)
Mr. Alan Marnie
Mr. Dai Quanfa
Ms. Wong Ying Ying
Ms. Yang Huiyan (resigned on 31 December 2020)

Independent non-executive Directors

Mr. Ong Chor Wei
Mr. Chau Shing Yim, David
Mr. Kan Chung Nin, Tony
Mr. Ding Yuan

AUDIT COMMITTEE

Mr. Chau Shing Yim, David (*Chairman*)
Mr. Ong Chor Wei
Mr. Ding Yuan
Mr. Kan Chung Nin, Tony

NOMINATION COMMITTEE

Mr. Wong Man Li (*Chairman*)
Mr. Chau Shing Yim, David
Mr. Kan Chung Nin, Tony
Mr. Ding Yuan
Ms. Yang Huiyan (resigned on 31 December 2020)

REMUNERATION COMMITTEE

Mr. Ding Yuan (*Chairman*)
Mr. Wong Man Li
Mr. Chau Shing Yim, David
Mr. Kan Chung Nin, Tony
Ms. Yang Huiyan (resigned on 31 December 2020)

COMPANY SECRETARY

Ms. Fu Ying

AUDITOR

PricewaterhouseCoopers
Certified Public Accountants
Registered Public Interest Entity Auditor
22/F Prince's Building
Central
Hong Kong

BERMUDA SHARE REGISTRAR AND SHARE TRANSFER AGENT

Ocorian Service (Bermuda) Limited
Victoria Place, 5th Floor
31 Victoria Street
Hamilton HM 10
Bermuda

HONG KONG SHARE REGISTRAR

Computershare Hong Kong Investor Services Limited
Shops 1712-1716
17th Floor
Hopewell Centre
183 Queen's Road East
Wanchai
Hong Kong

REGISTERED OFFICE

Canon's Court
22 Victoria Street
Hamilton HM 12
Bermuda

PRINCIPAL PLACE OF BUSINESS IN HONG KONG

1st Floor, Wah Lai Industrial Center
10-14 Kwei Tei Street, Fotan
New Territories, Hong Kong

LEGAL ADVISERS

Reed Smith Richards Butler
Esteria Management (Bermuda) Limited

PRINCIPAL BANKERS

Hang Seng Bank
Hong Kong and Shanghai Banking Corporation Limited
Citibank, N.A.
China Construction Bank Corporation
Agricultural Bank of China Limited
Bank of China Limited
Industrial and Commercial Bank of China Limited

STOCK CODE

1999

WEBSITE

www.manwahholdings.com

INVESTOR RELATIONS CONSULTANT

Strategic Financial Relations Limited
2401-2, Admiralty Centre I
18 Harcourt Road
Hong Kong

Executive Directors

Mr. Wong Man Li, aged 56, Member of the National Committee of Chinese People's Political Consultation Conference ("CPPCC"), BBS, JP, is our Chairman, Managing Director and our executive Director. Mr. Wong is also the Chairman of the Company's nomination committee and a member of the Company's remuneration committee. He is responsible for the day-to-day overall management of our Company and mapping our growth strategy. Mr. Wong founded our Group in 1992 and has served as our Chairman, Managing Director and executive Director since 17 November 2004. He is also a director of a number of subsidiaries of the Company. He has over 20 years of experience in the furniture industry. Since 2005, Mr. Wong has been the Vice-President of the China Furniture & Decoration Chamber of Commerce (全國工商聯傢具裝飾業商會), the Executive Member of the China National Furniture Association (中國傢具協會) and the sofa Professional Committee Executive Chairman of the China National Furniture Association (中國傢具協會沙發專業委員會). In December 2007, Mr. Wong was recognized as one of the "Top Ten Outstanding Youth Industrialists of Hong Kong" (香港十大傑出青年工業家) and a Standing Committee Member of the Huizhou Chinese People's Political Consultative Conference (惠州市政協委員會) since February 2009. In December 2012, Mr. Wong was elected as a Founding Chairman of the China Furnishing Brand Federation (中國傢具品牌聯盟). In 2013, Mr. Wong was elected as an Honorary Director of the Development Committee of the Hong Kong Baptist University Jao Tsung-I Academy of Sinology (香港浸會大學饒宗頤國學院發展委員會) and as an Honorary Vice-Chairman of Hong Kong Baptist University Foundation (香港浸會大學基金) in February 2014. Since 2013, Mr. Wong was elected as a Co-Chairman of the "Community for the Chest". In 18 May 2015, Mr. Wong was elected as an Executive Chairman of the Hong Kong Industrial & Commercial Association (香港工商總會) and as a Founding Chairman of the Happy Hong Kong Charity Foundation (築福香港慈善基金會). Mr. Wong received the 2010 Fellowship Award from Asian College of Knowledge Management and an Honorary Doctorate in Management from Lincoln University (2010年度亞洲知識管理學院院士暨林肯大學榮譽管理博士學位). Mr. Wong is the husband of Ms. Hui Wai Hing, an executive Director, and the father of Ms. Wong Ying Ying, an executive Director. Mr. Wong is a director of Man Wah Investments Limited, the controlling shareholder of the Company.

Ms. Hui Wai Hing, aged 58, is our executive Director and Vice President (General Administration and Retail Sales) of our Group. She is also a director of a number of subsidiaries of the Company, and is responsible for our general administration and retail business functions in Hong Kong. She is the wife of Mr. Wong Man Li, our Chairman, Managing Director and executive Director, and the mother of Ms. Wong Ying Ying, our executive Director. She joined our Group in 1992 and was appointed as our Director on 17 November 2004. She has over 20 years of experience in the furniture industry.

Mr. Feng Guohua, aged 52, is our executive Director and Chief Executive Officer. He has over 25 years of experience in information technology and management of consultancy services. Mr. Feng has extensive international exposure and experience in providing consulting services to multinational companies, state-owned enterprises and private enterprises.

Mr. Feng is currently served as an independent director of Shanghai Jahwa United Co., Ltd. (Stock code: 600315.SH), (which is listed on Shanghai Stock Exchange) and he is also an independent non-executive director of Wison Engineering Services Limited (Stock code: 02236.HK), which is listed on the main board of the Hong Kong Stock Exchange. Prior to joining our Company, Mr. Feng had served as General Manager of The Greater China Corporate Services Department of Microsoft (China) ("Microsoft") from April 2016 to September 2020. Before he joined Microsoft, he had also been a Vice President and the managing partner at IBM Global Business Consulting Services Department.

Mr. Feng graduated from the University of Science and Technology of China in 1990 with a Bachelor's degree which majors in economic management and minors in computer application software. Mr. Feng also completed the Advanced Management program of Harvard Business School in 2009.

Mr. Alan Marnie, aged 50, is our executive Director since 6 October 2011 after joining the Group in September 2010. He is responsible for exploring the furniture markets in United Kingdom, Europe, Africa, Asia and Oceania. Mr. Marnie has over 32 years of experience in manufacturing, retail and marketing in furniture industry. Prior to joining the Group, he was employed by Homestyle Operations Limited ("Homestyle") as the managing director for Steinhoff Retail Furniture Division in the United Kingdom for 2 years from 2008 to 2010. Homestyle belongs to Steinhoff International Holding Ltd ("Steinhoff"), a company listed on the Frankfurt Stock Exchange, and is one of the largest furniture retailers in Europe. In addition, Mr. Marnie had also worked for 19 years in Reid Furniture Limited, a company which was subsequently owned by Steinhoff, the largest furniture retailer of Scotland and Ireland at that time, and had served as its managing director and chief executive officer for 3 years and 2 years, respectively.

Mr. Dai Quanfa, aged 48, is our executive Director since 19 July 2012 after joining the Group in 1995, and is currently a director of a number of subsidiaries of the Company, including Man Wah Furniture Manufacturing (Huizhou) Co., Ltd. (敏華傢具製造(惠州)有限公司), Man Wah Furniture Manufacturing (Shenzhen) Co., Ltd. (敏華傢具製造(深圳)有限公司), Remaco Machinery Technology (Wujiang) Co., Ltd. (銳邁機械科技(吳江)有限公司), Chongqing Man Wah Furniture Manufacturing Co., Ltd. (重慶敏華傢具製造有限公司) and Man Wah Furniture (China) Co., Ltd. (敏華傢具(中國)有限公司). Mr. Dai is also a general manager of the manufacturing center of the Group. He is responsible for the Group's manufacture of furniture. Mr. Dai has over 20 years of experience in the furniture industry.

Ms. Wong Ying Ying, aged 34, is our executive Director since 4 February 2015 after joining the Group in 2009. She is the daughter of Mr. Wong Man Li, our Chairman, Managing Director, executive Director and controlling Ms. Wong. , executw 0 -1arsappin tdirect

Directors' Biographies

Mr. Ong Chor Wei, aged 51, is our independent non-executive Director. Mr. Ong was formerly our non-executive Director appointed on 5 March 2010 who was redesignated on 31 May 2012 as our independent non-executive Director. Mr. Ong is also a member of the Company's audit committee. Mr. Ong is currently an executive director and Chief Executive Officer of Net Pacific Financial Holdings Limited and a non-executive director of Joyas International Holdings Limited, both of which are listed on the SGX-ST. Mr. Ong is an executive director of Zibao Metals Recycling Holdings Plc, a company trading on AIM, a market operated by the London Stock Exchange (Stock Code: ZBO) from 2014 to September 2019. Mr. Ong is an independent non-executive director of Denox Environmental & Technology Holdings Limited (Stock Code: 1452) and Nameson Holdings Limited (Stock Code: 1982), and Smart Globe Holdings Limited (Stock Code: 1481 previously 8485), all of which are companies listed on the main board of the Stock Exchange. Mr. Ong was an independent non-executive director of O-Net Technologies (Group) Limited (Stock Code: 877) from 2010 to 2020, a non-executive director of Prosperous Printing Company Limited (stock code: 8385) from 2016 to 2020, which is listed on GEM Board of the Stock Exchange. Mr. Ong also served as non-executive director of Vico International Holdings Limited (Stock Code: 1621), which is listed on the main board of the Stock Exchange, from June 2017 to February 2019. He was also an executive director on a part-time basis of Zibao Metals Recycling Holdings Plc (a company trading on AIM, a market operated by the London Stock Exchange Plc) from 2014 to 2019. Mr. Ong has over 30 years of experience in finance and accounting. Mr. Ong holds a Bachelor of Laws degree from The London School of Economics and Political Science, University of London. He also holds a distance learning degree in Masters in Business Administration jointly awarded by The University of Wales and The University of Manchester. Mr. Ong is an associate member of Institute of Chartered Accountants in England and Wales and a member of the Hong Kong Institute of Certified Public Accountants.

Mr. Kan Chung Nin, Ton, aged 70, LL.B., P.C.LL., BBS, SBS, JP, is our independent non-executive Director since 20 May 2013. Mr. Kan is also a member of the Company's audit committee, nomination committee and remuneration committee. He is the Founder and Senior Consultant of Tony Kan & Co., Solicitors & Notaries, practising as a Solicitor of the Supreme Court of Hong Kong since 1982. He is also a Solicitor of the Supreme Court of England and Wales, a Barrister and Solicitor of the Supreme Court of the Australian Capital Territory, as well as Advocate and Solicitor of the Supreme Court of the Republic of Singapore. He is also a China Appointed Attesting Officer and a Notary Public. Mr. Kan is currently a Committee Member of the National Committee of the Chinese People's Political Consultative Conference and was a Committee Member of the Guangdong Committee of the Chinese People's Political Consultative Conference for three consecutive terms. Mr. Kan had been an Elected Member of the Sha Tin District Council from 1985 to the end of 2011. He had also been an Elected Member of the Regional Council and he was elected as Vice Chairman of the Council in July 1997 until its dissolution at the end of 1999. Since 1988, Mr. Kan has served as a Councillor of Heung Yee Kuk in the New Territories and is currently an Ex officio Member and Executive Committee Member of the Kuk. Mr. Kan has served on various advisory committees for the government, including Town Planning Board Member and Member of the Building Committee of Hong Kong Housing Authority. He is currently a Member of the Election Committee of the Chief Executive of Hong Kong Special Administrative Region. Mr. Kan is an independent non-executive director of Nameson Holdings Limited (Stock Code: 1982), Shenzhen Investment Holdings Bay Area Development Company Limited and Kimon Environment Holding Limited (Stock Code: 6805). He has been the chairman as well as non-executive director of Midland IC&I Limited (Stock Code: 459) since October 2016 to October 2019. The above mentioned companies are listed on the main board of the Stock Exchange. He has been appointed as a vice chairman of the board of directors of DBG Technology Co. Ltd, (Stock Code: 300735).


Mr. Ding Yuan, aged 51, is our independent non-executive Director since 31 December 2016. Mr. Ding is the Chairman of the Company's remuneration committee and a member of each of the Company's nomination committee and audit committee. Mr. Ding graduated with a doctor of philosophy degree in management science from the College of Business Administration, Bordeaux IV University in France in December 2000. Mr. Ding served as a tenured professor in accounting and management control at the HEC School of Management in France from September 1999 to September 2006. He joined China Europe International Business School since September 2006, and currently serves there as the Cathay Capital Chair Professor in Accounting, vice president and dean. He is currently a director of Jaccar Holdings, a private investment company. Mr. Ding is currently a non-executive director of Saurer Intelligent Technology Co. Ltd. (卓郎智能技術股份有限公司), a company listed on the Shanghai Stock Exchange (Stock Code: 600545) from May 2018 and an independent non-executive director of Bluestar Adisseo Company (藍星安迪蘇股份有限公司), a company listed on the Shanghai Stock Exchange (Stock Code: 600299) from October 2018 and independent non-executive director of Shanghai Kunchi Group Co. Ltd. (上海路捷鯤馳集團股份有限公司). Mr. Ding was an independent non-executive director of Landsea Green Properties Co., Ltd. (隕奇濠 驚兜虻鋤石 雋髻簞

Financial Highlights

	FY2021 HK\$'000	FY2020 HK\$'000	FY2019 HK\$'000	FY2018 HK\$'000	FY2017 HK\$'000 (Restated)
Revenue	16,434,071	12,144,299	11,257,792	10,026,573	7,779,015
Gross profit margin	36.1%	36.4%	34.1%	37.3%	41.9%
Selling and administrative expense/ revenue	23.7%	21.6%	20.9%	21.3%	19.8%
Operating profit margin	12.4%	14.8%	13.2%	16.0%	22.1%
Profit attributable to the equity owners of the Company	1,924,513	1,638,069	1,363,801	1,535,908	1,752,370
Net profit margin	11.7%	13.5%	12.1%	15.3%	22.5%
Basic earnings per share (HK cents)	50.26	42.89	35.62	40.22	45.64
Diluted earnings per share (HK cents)	50.10	42.87	35.60	40.04	45.47
Interim dividend (HK cents)	10.0	7.0	6.0	13.0	14.0
Proposed final dividend (HK cents)	16.0	12.0	6.0	12.0	14.0
Dividend payout ratio	52.7%	44.3%	33.7%	62.1%	61.0%
Inventory turnover days	61.4	69.6	61.0	52.8	54.8
Account receivables' turnover days	32.1	37.9	36.7	29.0	28.9
Account payables' turnover days	33.7	38.5	34.9	34.3	28.0
Total assets	17,438,861	13,213,802	13,145,787	9,470,739	7,511,744
Total liabilities	6,033,802	5,981,106	6,429,724	3,026,255	2,102,825
Total equity	11,405,059	7,232,696	6,716,063	6,444,484	5,408,919
Bank balance and cash	2,404,027	2,020,245	1,438,339	1,409,959	1,808,298
Short-term bank deposits	892,066	-	-	-	-
Return on equity ¹	17.9%	24.4%	21.9%	25.8%	34.8%
Return on assets ²	11.0%	12.4%	10.4%	16.2%	23.4%

Notes:

1. Return on equity = Profit attributable to equity owners of the Company/equity attributable to equity owners of the Company at the end of the year.
2. Return on assets = Profit attributable to equity owners of the Company/total assets at the end of the year.
3. For the financial year ended 31 March 2017 ("FY2017"), the Company had issued bonus shares on the basis of one bonus share for each existing share held by the shareholders on 4 August 2016. For comparison purposes, earnings per share and dividend per share have been restated in each respective period.



Dear Shareholders,

On behalf of the Board of Directors of Man Wah Holdings Limited ("Man Wah" or the "Company"), I am pleased to present the audited annual results of the Company and its subsidiaries (the "Group") for the year ended 31 March 2021 ("FY2021", the "Review Period" or the "Current FY").

DEAR INVESTORS AND SHAREHOLDERS,

BUSINESS REVIEW:

The eagle soars in the sky and the fish is shallowly swimming. The fittest will survive and the powerful will advance. Over the past year, the pandemic had impacted the world, the international relations were changing, and the external environment was more challenging. However, the past year Man Wah's business in China has experienced a high growth, which was due to our strong foundation built throughout the decade. In the era when core parts are monopolized by overseas factories, the local development of recliner sofas is often limited. At the beginning of 2011, the Company decided to establish Remacro Machinery & Technology (Wujiang) Co., Ltd. to prepare for the R&D and production of smart iron frames, which are the core parts of recliner sofas, and recruited a wide pool of talents to focus on the R&D of high-quality and cost-effective recliner sofas suitable for Chinese consumers. After several years of keeping both feet on the ground, numerous failures and R&D innovation, Man Wah has independently developed and produced core parts for recliner sofas, such as smart iron frames and motors. Man Wah possesses dozens of core patents and the latest process technologies suitable for consumers in the Chinese market. Since 2019, the Group has gradually launched small, beautiful and comfortable recliner sofas. Over the past decade, the Group has become the world's largest producer of smart iron frames. It has laid the foundation for the large-scale and cost-effective production of recliner sofas and faster opening up of the Chinese market.

In the Chinese market, the potential is huge and chance favors only the prepared mind. In the past year, we seized the opportunity of the pandemic and focused on seizing high-quality traffic entrances to expand offline store channels, providing cost-effective and comfortable recliner sofas to thousands of households and benefiting more consumers. We achieved a net increase of 1,125 stores, which was approximately the total number of the stores we opened in the past five years. In addition to rapid store opening, we continued to enhance our product competitiveness. The same store growth was still rapid, and the main business in China achieved a high growth of 68% (excluding the iron frame business). At the same time, the coordinated development of online and offline business and the adoption of new media and channels enabled the brand influence of "CHEERS" to be continuously enhanced, gradually strengthened the awareness of recliner sofas among a wider range of young consumers, and helped to accelerate the penetration rate of recliner sofas market.



In the North American market, the outbreak of the pandemic overseas at the beginning of the past financial year had a huge impact on our export business orders, with the export business in the North American market being challenged and revenues falling in the first half of the financial year. However, in the second half of the financial year, with the relief and control of the pandemic, export orders recovered rapidly to a growth, and extreme order changes posed challenges to our production management. Export factories dominated by the Vietnam factories maintained a stable and large supply of production capacity and efficient operation, and the business in North American turned around and achieved a growth of 30.5% throughout the year.

In the European market, the impact of the pandemic was more severe than that in the North American market. As there are many European countries and the market is fragmented, the impact of the pandemic persists. However, in the second half of the financial year, the economy recovered at a slower pace in Europe than in the North American market, and revenue from Europe and other Southeast Asian countries declined slightly.

With continuous improvement of product quality as the core, we strengthened the R&D and innovation of products. After making breakthroughs in the production of European style small iron frame in 2019, we continued to overcome difficulties and gradually developed new iron frame with such features as “zero-gravity lying flat”, “zero leaning against the wall” and “beautiful suspended part”. We provided small, beautiful and light recliner sofas that customers can lie flat, to continuously enhance our competitiveness. We acquired Xiongshi Company (雄石公司) to undertake overall planning in the field of smart iron frame (with a full range of American, Italian and German styles), and added “Enlanda” (a high-end brand of CHEERS with the use of iron frames from Xiongshi Company) to cater for the high-end creative sofa market. The Group acquired companies such as Shenzhen Style Home Furnishing Co., Ltd. to complement the Group’s layout in linen leisure sofas.

With recliner sofas as the lance, the Group has accumulated attention from the whole society, enhanced brand influence, and comprehensively embraced new consumption scenarios of furniture.

PROSPECTS:

With the increase in China’s GDP and per capita disposable income, urbanization and real estate development have flourished in the past decade, and China’s large enough population has nurtured a naturally huge upholstered furniture consumer market. Chinese consumers pay more and more attention to home furniture quality, and increase consumption expenditure or purchase frequency. Recliner sofas have more experience functions and comfort improvement on the basis of fixed categories of sofas, which is an experience upgrade for consumers. With the self-produced and self-supplied core components of Man Wah, we can reach a wider range of families with recliner sofas at a more cost-effective price chain, while meeting the rigid demand market. High quality, proper price, and good-looking products allow a wider range of Chinese consumers to enjoy first-class services at the price of economy class. In the current market with low market share and less differentiation, we insist on creating differentiated products and experiences for consumers. With good-looking, useful and inexpensive products, we will better realize the scale effect in the future and accelerate the improvement of penetration and concentration of recliner sofas in the future upholstered furniture market.

The Group will continue to strengthen its core competitiveness and branding in recliner sofa and maintain its absolute leading position in the industry. Meanwhile, it will further improve the innovation and intelligent automation of iron frames and motors, to further increase our core competitiveness and barriers so as to effectively reduce product costs and achieve price advantages. With the improvement of cost performance and aesthetics of recliner sofa, combining with e-commerce, live streaming, TikTok and other communication methods, the improvement of exposure and awareness of recliner sofa will also be accelerated. In the future, we will increase scenes of experience in recliner sofa online and offline, and better improve the number of effective store experiences and convert some shoppers into buyers through enhanced experience and increased exposure.

With recliner sofas as our main business, our mattress business has also achieved rapid growth, and we have expanded this portfolio to include categories such as leisure sofas and smart electric beds. We have a line of high-end, mid-range, and low-end products to connect with a broad range of consumers, increase unit prices for customers, and drive us become a comprehensive upholstered furniture leader with recliner sofas as our core competitiveness.

Overseas markets have been tested by the trade war and COVID-19 epidemic one after another. We invested in the construction of the Vietnam factory to realize the transfer of export production capacity and the rapid growth of production capacity as well as efficiency improvement, gradually build our own ability to establish factories overseas for production and manufacturing management, and improve the stable production capacity supply for export business and strong manufacturing capacity. With the end of the epidemic and the recovery of the economy, the export recliner sofa market has picked up rapidly and orders have increased quickly, but the capacity has been affected to a certain extent in the short run. At the same time, we are gradually expanding our own brand MW Home in the North American market, which has achieved a certain increase in export sales, and we will expand the export business of fixed categories of sofas. We will continue to provide more diversified and competitive products, proactively identify and develop more new customers, and sustain high-quality and steady growth in export markets.

APPRECIATION:

MARKET REVIEW

In 2020, the spread of COVID-19 around the world, the significant appreciation of RMB, the weakened consumer demand in the early part of the fiscal year, and the rapid increase of the price of raw materials in the late part of the fiscal year posed a challenging environment to us. Having faced with the complex and changing trade environment and the impact of the pandemic, the Group, while making vigorous effort in the prevention and control of the pandemic, has promoted the resumption of work and production in an orderly way, continuously improved product research and development capabilities, provided a comprehensive price band of high, medium and cost-effective, as well as a complete product matrix of sofas, mattresses and accessories, and actively promoted domestic business development, thus effectively overcoming the adverse external impact. In the first half of the fiscal year, when orders in the export market were greatly damaged, our domestic sales bucked the trend and achieved an annual revenue growth of 35%. According to the latest market research report published by Euromonitor in April 2021, the Group has been the world's top seller of recliner sofas for three consecutive years.

China Market

During the Review Period, China's overall economy was challenged by the pandemic, and there were also opportunities for consumption recovery and growth of demand for household products. According to the data released by National Bureau of Statistics, a GDP growth of China was approximately 2.3% in 2020. The per capita consumption expenditure of urban residents in China increased by 14.50% to approximately RMB32,189 in 2020 as compared with 2019. With the increase of per capita disposable income, consumers are shifting from basic needs to higher quality of life and consumption. Meanwhile, the pandemic has led to changes in the daily lifestyle of Chinese families, and higher demands have been put forward for the comfort and humanization of household products. In view of the growing demand of consumers, the Group, while focusing on stationary sofas, has added more experience functions and improved the comfort of its recliner sofa products, which is an enhanced experience for consumers. Thanks to self-supply of core components, we are able to offer recliner sofa with more cost-effective price chain to a wider range of families, while meeting the rigid market demand. By offering appealing products with high quality at attractive price, we are dedicated to helping more Chinese consumers enjoy first-class service at the price of economy class.

With the rising trend of consumption upgrading, the Company breaks through the restrictions of core components to provide products that are good value for money. The penetration of its recliner sofas in Chinese market has been accelerated. In addition, our brand effect as a leading enterprise becomes more prominent, the scale advantage is gradually reflected, and the concentration continues to improve. During the Review Period, through effective store expansion, marketing and store operation, vigorous development of e-commerce sales, and active promotion of business model innovation, the Group gained more market share in the Chinese furniture market and achieved strong revenue growth.

US Market

During the Review Period, the US economy was subject to severe impact of the COVID-19 pandemic, the Sino-US economic and trade relations suffered repeated setbacks, and the monetary policy of Federal Reserve was also changed. In 2020, the nominal GDP of the United States was approximately USD20.93 trillion and the annual GDP shrank by 3.5%. According to the 2020 U.S. retail sales data released by the U.S. Department of Commerce, the U.S. retail sales of furniture and home furnishings in 2020 were USD111.4 billion, down by 5.4% year on year. According to the recliner sofa market research report published by Euromonitor in April 2021, from 2016 to 2020, the sales volume of recliner sofa products in the U.S. market increased from 9,302,000 pieces to nearly 10,362,000 pieces, achieving a compound annual growth rate of approximately 2.7%. In the same period, sales grew from USD10.48 billion to nearly USD12.05 billion, representing a CAGR of 3.6%. The recliner sofa category has been growing faster than the traditional stationary sofa, and this trend is expected to continue in the future. In 2020, the Group ranked the top three in the US recliner sofa market. The U.S. market is growing slower than the Chinese market. The Group will try its best to gain more shares and revenue growth in the future competition by taking advantage of its large-scale and efficient capacity, quality and cost control.

Europe and other Overseas Markets

The European market continued to face the growth dilemma. Brexit and impact from COVID-19 posed huge challenges to European economic growth. According to the Eurostat, the GDP of 19 countries in the Eurozone dropped by 6.8% in 2020 from that in 2019. The economic recovery in the Eurozone has been delayed, and competition in the European sofa market is fierce. Due to repeated outbreaks of COVID-19, orders in the European market fell considerably last fiscal year and it failed to achieve positive growth in the whole year. The Group will provide more diversified and competitive products to increase our shares stably in the European market as well as other overseas markets.

Research and Development of Smart Furniture Products

During the Review Period, the Group strengthened product innovation and R&D based on the changes in the market, focusing on the continuous improvement of product quality. After making breakthrough in the production of European-style sofa with small iron frame, we kept penetrating hard targets. In 2020, we developed and launched a series of new smart furniture products with innovative functions, such as “lying flat with zero gravity”, “zero clearance against the wall”, “beautiful sofa legs” and so on. By offering more upgraded recliner sofas featuring small size, beautiful appearance, lightness, and lying flat function, we have constantly improved our competitiveness and provided consumers with nicer and more comfortable experience. We had acquired companies with the smart home production line to achieve a full spectrum of smart iron frames (including American, Italian and German styles), with an aim to increase the market share of the Group’s smart furniture and enriched our product line.

BUSINESS REVIEW

During the Review Period, benefiting from the diversified market distribution and years of preparation and development, the Group’s business has gradually changed from OEM business to brand sales business. At present, the brand sales business in China has accounted for more than 60%. Under the global COVID-19 challenge, in view of the fact that the European and American markets were greatly impacted by COVID-19, the Group seized the opportunity to vigorously develop the business in the Chinese market, expanding stores to occupy the sites with favorable consumption flow, and improving the store management level, quality and product innovation and research and development capabilities. The Group achieved a revenue growth of 61.9% in the Chinese market and 35.3% in its main business, maintaining its No.1 position in the global sales of recliner sofa. The revenue of the Group reached a new high in the Review Period. The revenue analysis by different regions is as follows:

1 China Market

During the Review Period, the Group’s sales revenue from the Chinese market was HK\$10,714,827,000 and the revenue from its main business in the Chinese market was HK\$9,975,577,000 (excluding real estate, mall property and other business revenue), representing an increase of 61.9% over the same period last year, which was HK\$6,162,931,000. The revenue from the Chinese market for FY2021 accounts for more than 60% of total revenue of the Group of the same period, which has become the main growth driver of the Group.

In terms of the offline sales channels in Chinese market, the Group will continue to carry out the strategy of dominating Chinese market, seize the opportunity of industry optimization driven by the pandemic, accelerate the opening of stores, and further increase the overall number and area of stores in China. As at 31 March 2021, the Group had a total of 4,122 brand stores in China. During the Review Period, we achieved a net increase of 1,125 in the number of our brand stores, and 123 in the number of original stores of Lattoflex smart beds and ESTELLER.

In terms of the online sales channels in Chinese market, the Group continued to enhance its sales on Tmall, JD.com and other e-commerce sales platforms, and actively promoted the live broadcast sales model. Through short video promotion, live broadcast of our own stores, and in-depth collaboration with leading online streamers, we have achieved a substantial increase in business results, fans and brand influence. In addition, the Group also made active deployment in new retail business, in order to achieve the integration of online and offline business and explore new growth.

While focusing on the production and sale of sofa and bed products, the Group also produces and sells chair and other products to high-speed railway, cinema chains and other commercial customers. In addition, the Group also produces and sells some intelligent furniture components and other products.

In addition, the Group acquired a manufacturer of sofa products located in Jiangsu Province during the Review Period. The sofa manufacturer in Jiangsu has been consolidated into the accounts of the Group as a subsidiary since from 1 March 2021. The Group has also subsequently completed the acquisition of a sofa manufacturer and an iron frame manufacturer in Guangdong Province, which had been consolidated into the account of the Group in April 2021.

2 North America market

With the Group's business strategy gradually shifting from export to domestic sales, and due to the impact of overseas pandemics, the overall contribution of the North America market has declined. Revenue from the North America market decreased from 27.9% in FY2020 to 27.0% in FY2021. During the Review Period, the sales revenue of main business from the North America market was HK\$4,579,469,000, up approximately 30.5% from HK\$3,507,855,000 in the same period last year.

In the North America market, due to the impact of the pandemic, furniture industry consumption suffered setback. After the recovery from the pandemic in the second quarter of 2020, the Group's export orders to North America resumed rapid growth. In order to mitigate the adverse impact on revenue and gross margin

Pe0.1id Jeased frpid glyand dumosof the panduction acharri froutrmshe p haU.S.customers. ave acen cobasa rl

FINANCIAL REVIEW

Revenue and Gross Profit Margin

	Revenue (HK\$'000)			As a percentage of revenue (%)		Gross profit margin (%)	
	FY2021	FY2020	Change (%)	FY2021	FY2020	FY2021	FY2020
Business of sofas and ancillary products	11,723,615	8,155,269	43.8%	69.2%	65.0%	37.4%	38.7%
Other products	3,708,066	2,453,102	51.2%	21.9%	19.5%	31.5%	29.8%
Home Group business	764,072	744,116	2.7%	4.5%	5.9%	34.7%	28.2%
Other business	238,318	791,812	-69.9%	1.4%	6.3%	49.4%	40.1%
Other income	511,894	413,794	23.7%	3.0%	3.3%		-
Total	16,945,965	12,558,093	35.0%	69.3%	64.7%	37.2%	35.2%

1.2 North America market

During the Review Period, the revenue from the North America market was approximately HK\$4,374,287,000, up approximately 31.5% from approximately HK\$3,326,760,000 in the same period last year. Among the revenue from North America during the Review Period, the revenue from the United States and Canada was approximately HK\$4,077,061,000 and HK\$282,603,000 respectively.

1.3 Europe and Other Overseas Markets

During the Review Period, the sales revenue of sofa and supporting products from the Europe and other overseas markets was approximately HK\$497,581,000, down approximately 30.4% from approximately HK\$714,497,000 in the same period last year.

2 Sales of other products

During the Review Period, the Group's revenue from sales of other products was approximately HK\$3,708,066,000, up approximately 51.2% from approximately HK\$2,453,102,000 in the same period last year.

2.1 The sales revenue of beds from the Chinese market was approximately HK\$2,247,911,000, up approximately 72.6% from approximately HK\$1,302,384,000 in the same period last year. No beds were sold to overseas markets.

2.2 The sales revenue of smart furniture components and products amounted to approximately HK\$1,460,155,000 (including approximately HK\$875,919,000 from the Chinese market, approximately HK\$205,182,000 from the North America market, and approximately HK\$379,054,000 from the Europe and other overseas markets), up approximately 26.9% from approximately HK\$1,150,718,000 in the same period last year.

3 Business of Home Group

During the Review Period, revenue from Home Group reached approximately HK\$764,072,000, up approximately 2.7% compared with approximately HK\$744,116,000 in the Last Corresponding Period.

4 Other Business

During the Review Period, revenue from the real estate, hotel, and furniture mall business of the Group reached approximately HK\$238,318,000, down approximately 69.9% compared with approximately HK\$791,812,000 in the Last Corresponding Period.

5 Other Income

During the Review Period, other income of the Group reached to approximately HK\$511,894,000, representing an increase of approximately 23.7% as compared with approximately HK\$413,794,000 in the Last Corresponding Period.

Cost of goods sold

Breakdown of cost of goods sold

	FY2021 HK\$'000	FY2020 HK\$'000	Change (%)
Cost of raw materials	8,388,341	6,244,588	34.3%
Labour costs	1,659,858	1,133,692	46.4%

- (c) Overseas transportation and port expenses increased by approximately 67.6% from approximately HK\$595,094,000 to approximately HK\$997,601,000. As a percentage of revenue increased from approximately 4.9% last year to approximately 6.1%. Domestic transportation expenses increased by approximately 75.7% from approximately HK\$253,321,000 to approximately HK\$445,004,000. As a percentage of revenue increased from approximately 2.1% in last year to approximately 2.7% in FY2021;
- (d) Customs duties imposed on goods exported to the United States rose by approximately 11.2% from approximately HK\$108,613,000 to approximately HK\$120,790,000. The duties accounted for as a percentage of revenue decreased from approximately 0.9% in last year to approximately 0.7% in FY2021;
- (e) Network service expenses increased by approximately 38.1% from approximately HK\$63,093,000 to approximately HK\$87,118,000, and accounted for approximately 0.5% of revenue, being the same as FY2020.

Administrative and other Expenses

Administrative and other expenses increased by approximately 25.1% from approximately HK\$622,084,000 in FY2020 to approximately HK\$778,071,000 in FY2021. As a percentage of revenue, administrative and other expenses were approximately 4.7% (FY2020: approximately 5.1%).

Income Tax Expense

Income tax expense decreased by approximately 19.3% from approximately HK\$417,247,000 in FY2020 to approximately HK\$336,908,000 in FY2021. The proportion of income tax expense to profit before tax decreased from approximately 19.8% in FY2020 to approximately 14.3% in FY2021.

Profit attributable to Owners of the Company and Net Profit Margin

The profit attributable to owners of the Company increased by approximately 17.5% from approximately HK\$1,638,069,000 in FY2020 to approximately HK\$1,924,513,000 in FY2021. The net profit margin of owners of the Group decreased from 13.5% in FY2020 to approximately 11.7% in FY2021, which was mainly because the selling and distribution expenses increased by approximately 55.8% from approximately HK\$2,001,747,000 in FY2020 to approximately HK\$3,118,564,000 in FY2021.

Dividends

The Board has proposed a final dividend of HK\$16 cents per share for FY2021. During the FY2021, the Board has already declared and paid an interim dividend of HK\$10 cents per share. Total dividends declared for FY2021 accounted for approximately 52.7% of the profit attributable to owners of the Company.

Working Capital

As at 31 March 2021, the Group's bank balances and cash and short-term bank deposits were approximately HK\$2,404,027,000 and HK\$892,066,000, respectively.

The Group has been committed to maintaining a sound financial policy. Benefiting from the steady and sound development of the Company's business, it can effectively manage its cash flow and capital commitments. The Group also ensures that it has sufficient funds to meet its existing and future cash requirements while providing sustainable and stable dividend returns to shareholders.

The Group has not experienced and does not expect to experience any difficulties in meeting its repayment obligations when the loan or financing is due.

Liquidity and Capital Resources

As at 31 March 2021, the Group's short-term borrowings amounted to approximately HK\$3,588,713,000 and long-term borrowings amounted to approximately HK\$1,196,000. The Group's major bank borrowings are denominated in HKD and RMB and carry interest at fixed and variable rates. The fixed rates are ranging from 0.71% to 3.92% (FY2020: 3.60% to 4.35%). The variable rates are subject to either i) the higher of Hong Kong Interbank Offered Rate plus a spread, ranging from 1.01% to 1.99% (FY2020: 2.58% to 3.56%), or the best lending rate quoted by the Hongkong and Shanghai Banking Corporation Limited plus 1% or ii) Euro Interbank Offered Rate plus a spread, ranging from 1.59% to 2.80% (FY2020: 2.10% to 3.15%). The weighted average effective interest rates of the above variable-rate and fixed-rate bank borrowings were 1.20% and 2.86%, respectively (FY2020: 3.01% and 4.09%, respectively), per annum.

The Group's primary source of working capital is cash flow from operating activities and bank deposits. As at 31 March 2021, the Group's current ratio was approximately 1.4 (31 March 2020: approximately 1.1). As at 31 March 2021, the Group's gearing ratio was approximately 33.4% (31 March 2020: approximately 59.4%), which is defined as total borrowings divided by total equity attributable to owners of the Group.

Allowance for Inventories

For FY2021, the Group reversed an impairment allowance for inventories of approximately HK\$18,032,000 (FY2020: provided impairment allowance of approximately HK\$24,398,000).

Impairment Loss on Trade and other Receivables

For FY2021, the Group provided impairment loss on trade and other receivables of approximately HK\$2,042,000 (FY2020: approximately HK\$3,527,000).

Pledge of Assets

As at 31 March 2021, there was approximately HK\$12,237,000 restricted bank balances (FY2020: HK\$23,636,000). As at 31 March 2021, some subsidiaries of Home Group under the Group pledged certain assets for financing, including property, plant, and equipment with a book value of approximately HK\$3,755,000 (FY2020: property, plant and equipment with a book value of approximately HK\$25,880,000 and inventories with a book value of approximately HK\$13,041,000).

Capital Commitments and Contingent Liabilities

Save as disclosed in note 31 to the consolidated financial statements, the Group did not have any material capital commitments as at 31 March 2021.

As at 31 March 2021, the Group did not have any material contingent liabilities.

Foreign Currency Risks

The Group's exposure to currency risks is mainly attributable to the trade and other receivables, bank balances, trade, and other payables and bank borrowings, which are denominated in currencies other than the functional currency of respective Group entities. Except for the business of Home Group, most of the Group's sales in overseas markets are settled in USD. In addition, the Group's sales in Mainland China and Hong Kong markets are settled in RMB and HKD respectively. Except for the business of Home Group, the Group's costs are mainly settled in USD, RMB, and HKD. The revenue of Home Group's current business in Europe was settled mainly in Euro, while the cost was settled mainly in Euro, UAH (Ukrainian hryvnia) and PLN (Polish zloty). The Group has no hedging policy (such as using any financial instrument) with respect to foreign exchange exposure.

Significant Investments and Acquisitions

Save as disclosed in this report, the Group did not have any significant investments or material acquisitions or disposals of subsidiaries, associates or joint ventures during the FY2021. The Group continues to seek suitable opportunities to acquire furniture companies to accelerate the development of the Group.

Future Plan For Material Investments Or Capital Assets

The Group currently do not have any plan for material investments or capital assets in the coming year.

USE OF PROCEEDS FROM THE PLACING OF NEW SHARES

Reference is made to the Company's announcements dated 15 January 2021 and 22 January 2021 (the "Announcements") in respect of the placing of 150,000,000 new ordinary shares of the Company (the "Placing") at the placing price of HK\$15.85 per share. The net placing price was HK\$15.75 per share. The closing price of the Company's share on 15 January 2021, the date on wer share. share. The n39 68u4eY was HK\$agre ")

FUTURE PLANS AND OUTLOOK

With the increase in market share and turnover of the Group's products in the Chinese market, the Group will actively increase its production lines and expand plants to increase its capacity; and further reduce costs by increasing self-developed processes and strengthening cost control to enhance the competitiveness of its products in the market.

In terms of products, the Group will further consolidate the leading position of its recliner sofas and leather sofas in

Environmental, Social and Governance Report

INTRODUCTION

Man Wah Holdings Limited (“Man Wah” or the “Company”) has been persistent in the pursuit of its corporate value of “fulfilling social responsibility and achieving sustainable development,” and strived to promote the environment in the community and green recycling economic development, while adhering to the irrevocable duty and responsibility of “bringing healthy, comfortable, valuable and stylish home to thousands of families”.


This report summarizes the actions and achievements of the Company and its subsidiaries (collectively the “Group”) in actively fulfilling its social responsibilities in the four key areas of environmental protection, operating practices, workplace quality and public welfare activities during the year ended 31 March 2021 (“FY2021”, the “Review Period” or the “Current FY”), thereby reflecting the progress achieved by the Group during the Current FY.

1. ENVIRONMENTAL PROTECTION

Environmental, Social and Governance Report

No substantial direct emission of greenhouse gas is generated from the Group's business activities. Greenhouse gases emissions associated with electricity purchase was approximately 47,111 tonnes (CO₂ equivalent emissions) (2020: 38,440 tonnes) during the Current FY. Indirect emissions other than electricity were minimal.

Greenhouse gases emission	2021	2020
Total Greenhouse gases emission (tonnes)	47,165	48,969
Total Greenhouse gases emission per employee (tonnes per employee)	1.521	2.69
Direct emissions (tonnes)	0	0
Indirect emissions (tonnes)	47,165	48,969
Quantity of purchased Electricity ('000 KWh)	64,352	54,334



1.2 Resources Consumption

The Group acknowledges the importance of operation-wide consumption of energy. Therefore, the Group has set up an energy measurement and management system with detailed specifications to reduce the consumption of resources. Furthermore, a dedicated energy management organization, the Energy Management Team, was set up in 2012. Under this team's leadership, strict management and precise measurement have been implemented on the energy consumption in production and non-production systems in respect of energy imports and exports and incentive and constraint mechanisms for energy-saving have been established and improved. The energy conservation team has set up an energy-saving incentive fund to reward teams and individuals who have achieved excellent results in energy management, energy-saving innovations, and exploring potential in energy-saving work.

We monitor our water consumption continuously and implement water saving measures at all our outlets. There were no issues with the water supply as the water is directly supplied from the respective government agencies.

During FY2021, total electricity consumption of the Group's sofa production bases in China was approximately 60,000,000 kWh, a decrease of approximately 10.3% as compared to the Last Corresponding Period. Total water consumption was about 1,073,508 tons, increasing by approximately 37.3% as compared to about 781,765 tons in the Last Corresponding Period. During the Current FY, the major energy consumption of the Group is as follows.

Energy Consumption	Unit	2021 Total Consumption	2020 Total Consumption
Total electricity consumption (excluding the solar power panels)	'000 KWh	64,352	54,334
Electricity consumption per capita	'000 Kwh/per person	1.93	3.67
Consumption of non-renewable fuels	L	268,027	228,561
Consumption per capita	L/per person	8.62	12.55
Total water consumption	m ³	1,073,508	781,765
Water consumption per capita	m ³ /per person	34.51	42.94

The Group mainly uses paper boxes, plastic bags and sponge scraps as packaging materials for its products. The amount of various types of packaging materials used in Current FY was approximately 29,784 tons (2020: 23,352 tons) in total and approximately 18 kg (2020: 18 kg) packaging materials were used per set of sofa. The Group used the packaging materials reasonably and effectively to minimize its impact on the environment.

1.3 Environment and Natural Resources



The Group has been committed to the protection of natural resources and reduction of resource wastage across its operation, which has become integral to its corporate culture.

In the factories in China, a solar photovoltaic system at the rooftops has been used. During the Review Period, the three production bases of the Group in China generated power capacity of approximately 14,807,854 kWh with photovoltaic systems, representing approximately 24.7% of the total electricity consumption of sofa production bases as compared to 24.3% in the Last Corresponding Period. In addition, the Group proactively implemented the paperless office policy, thereby minimizing the adverse impacts of its operation on the environment.

2. OPERATING PRACTICES

The Group's sofa brand "Cheers First-class Cabin" was awarded the accolades of "Consumers' Favorite Brand of Furniture" and "Green Furniture Products," and its products continued to gain consumer recognition. Providing the best-quality home products and services to billions of consumers around the world is the Group's commitment to consumers, and also the foundation for its constant and robust growth. The Group's employees must abide by the anti-corruption policy strictly so as to maintain the Group's reputation.

2.1 Product Liability

A. Raw material management and control:



In order to provide healthy and comfortable products to customers and ensure the product quality, in strict accordance with the law of the PRC on Product Quality, the Group always uses high quality materials from the product design stage and sets up a comprehensive supplier evaluation system. Only those suppliers with scale, industry position, quality control and reputation that can satisfy the Group's required standard can enter into supply chain system of the Group. For selection of raw materials, the Group makes sure the quality and environmental indicators could meet relevant national regulations and industry standards and standards in clients countries, and it adheres to strict and reasonable raw material specification table, defining the nature, quality policy and safety indicators of raw materials, and providing quantitative and definite standards for procurement and inspection of raw materials. The Group has introduced a variety of special testing equipment, for example: the heavy metal content tester for checking if the heavy metal content in raw materials such as fabrics, paint and plywood complies with national standards; Martindale abrasion tester for testing the abrasion resistance of leather and ensure the quality of raw materials; and vertical low-temperature flexing tester for testing the smoothness and durability of fabrics at a low temperature environment.

B. Product quality monitoring:



To ensure the Group provides the highest quality products to customers, in strict accordance with the law of the PRC on Product Quality and Protection of the Rights and Interests of Consumers, and the Advertisement Law, it has developed a set of strict quality management procedures, covering the whole process from supplier selection, materials testing, process control, pre-delivery tests, third-party inspection and certification, after-sales service and product quality tracking, and has the IT system record and track the whole process. Based on the strict standards of the world's respected third-party testing organizations, the Group has established testing systems for raw materials, flame retardant, electronic hardware, metal frame, foam, leather, fabric, cloth, semi-finished and finished products. The Group has attained ISO9001 quality management system, ISO14001 environmental management system and China Environmental Labeling Product Certifications. In addition to meeting inspection standard of customers, the Group regularly sends its products to third-party authoritative organizations for testing.

During the FY2021, the Group had complied with the applicable laws and regulations that had a significant impact on the Group with regards to product responsibility.

2.2 Supply Chain Management

When selecting suppliers, the Group conducts on-site assessments of the potential suppliers' industry position, production capacity, technical capability, quality control system, production environment, testing capability and personnel quality, requiring relevant qualifications and certifications. Only those who pass the assessment can be qualified as its suppliers. In addition, suppliers are managed by hierarchies based on their average monthly purchase volume, and suppliers are paid as scheduled to enable suppliers to grow together with the Group, in return to provide high quality raw materials.

The Group has constantly improved accuracy of sales and production forecast, to further reduce safety stock and thus improve inventory turnover.

2.3 Anti-corruption

The Group has been committed to establishing and consistently improving its internal control system in order to prevent corruption and fraud.

3. WORKING ENVIRONMENT

The Group always regards talents as the most valuable resource and provides staff with a comfortable and efficient working environment. The Group develops labor standards and standards on prevention of employing child and forced labour in strict accordance with the Labor Law of the People's Republic of China (

5. strengthening the on-site identification and rectification of hidden production safety accidents, and implementing the main responsibility of the enterprise to protect the health and safety of employees;
6. establishing a centralized system of supplier assessment, procurement and inspection for food materials of staff canteens; and
7. installing central air-conditioning systems at main production areas. During the FY2021, the number of lost working days due to work-related injuries fell by approximately 6.1% as compared with FY2020. During the Review Period, there was no material breach or non-compliance with the applicable laws and regulations stated above that had a significant impact on the Group relating to health and safety.

3.2 Staff Training

The Company attaches great importance to the development and cultivation of talents. In addition to the organization of regular on-the-job training and management training, the Company also continues

(5) Cadre trainee program:

In order to reserve talents for expanding the overseas market, during the Review Period, the Company launched a cadre trainee program. By recruiting outstanding students from overseas and developing a systematic training program, the Company helped the cadre trainees learn about the production process and product knowledge on the spot and participate in marketing activities. During the Review Period, the Company has started one training class.

(6) For certain executives:

1. EMBA education: The Company cooperates with domestic and foreign well-known business colleges and select executives to take EMBA courses and general manager training courses.

(7) Education for the children of employees:

In order to reward those employees' children who are admitted to universities, the "Golden Houses Exist in Books — Man Wah Holdings All Staff Education Grants Program" established by and with personal contributions from Mr. Wong Man Li, the Chairman of the Board and president of the Company, has currently awarded student grants (a total of approximately more than RMB5,030,000) to eleven groups of applicants (329 employees in total) since its founding in May 2010. A total of approximately RMB477,000 was granted to 30 employees during the Review Period.

3.3 Staff Development and Motivation

In recent years, the Company has provided management and professional channels for staff career development, and initially established qualification standards and an excellent staff study points system to provide a standard basis for staff promotion and career development. The Company carried out organizational and talent inventory, and adopted comprehensive assessment of performance and capability to retain reserve talents for key positions of the Company.

The Company has conducted the classified management for talents, provided the appropriate promotion, salary adjustment, job transfer, training and other development plans according to the talent situation, carried out internal personnel selection according to the business development, and built a broader platform for staff development.

Benefiting from the strong information system and management accounting system, the Company has developed a monthly comprehensive quantitative performance appraisal system for staff at the manager-level and above, determining their rewards completely based on objective data. In addition to cash bonus, the Company has developed diverse



3.4

Corporate Governance Report

CORPORATE GOVERNANCE PRACTICES

Man Wah Holdings Limited (the “Company”) has a policy of seeking to comply with established best practice in corporate governance. The board (the “Board”) of directors (the “Directors”) of the Company believes that good corporate governance is crucial to improving the efficiency and performance of the Company and its subsidiaries (the “Group”) and to safeguarding the interests of its shareholders (the “Shareholders”). Set out below are the principles of corporate governance as adopted by the Company during the year ended 31 March 2021 (“Review Period”).

CORPORATE GOVERNANCE CODE

The Board acknowledges the importance of the highest standards of corporate governance as the Board believes that effective corporate governance practices are fundamental to enhancing shareholders’ value and safeguarding the interest of shareholders. Accordingly, the Company has adopted sound corporate governance principles that emphasize effective internal control and accountability to all shareholders.

The Company has applied the principles of and complied with the applicable code provisions of the Corporate Governance Code as set out in Appendix 14 (the “CG Code”) to the Rules Governing the Listing of Securities on the Stock Exchange (the “Listing Rules”) during the Review Period, save for the deviation from Code Provision A.2.1 which is explained below. The Company periodically reviews its corporate governance practices to ensure that they continue to meet the requirements of the CG Code.

Under the Code Provision A.2.1, the roles of chairman and chief executive officer should be separate and should not be performed by the same individual. The Company does not have any officer with the title of “chief executive officer” before 3 November 2020. Mr. Wong Man Li, who acts as the Chairman and Managing Director of the Company, has been also responsible for overseeing the general operations of the Group. The Board meets regularly to consider major matters concerning the operations of the Group. The Board considers that this structure had not impaired the balance of power and authority between the Board and the management of the Company. The roles of the respective executive directors and senior management who are in charge of different functions complement the role of the chairman and chief executive officer. The Board believes that this structure had allowed the Group to operate efficiently.

On 3 November 2020, Mr. Feng Guohua was appointed as an Executive Director and Chief Executive Officer of the Company and since then the roles and functions of the chairman and chief executive officer have been separated and performed by different individual which is in compliance with Code Provision A.2.1.

MODEL CODE FOR SECURITIES TRANSACTIONS

The Company has adopted the Model Code for Securities Transactions by Directors of Listed Issuers (the “Model Code”) as set out in Appendix 10 to the Listing Rules as a code of conduct of the Company for Directors’ securities transactions. The Company has made specific enquiry of all Directors and the relevant employees regarding any non-compliance with the Model Code during the Review Period, and they all confirmed that they had fully complied with the required standard set out in the Model Code and its code of conduct regarding directors’ securities transactions. Employees who are deemed to be in possession of unpublished price sensitive information in relation to the Company or its shares are prohibited from dealing in shares of the Company during the black-out period.

Attendance records

During the Review Period, the annual general meeting and special general meeting were held and the attendance records are as follows:

Board	Meetings attended/ Eligible to attend Annual General Meeting	Meetings attended/ Eligible to attend Special General Meeting
<i>Executive Directors</i>		
Mr. Wong Man Li (<i>Chairman and Managing Director</i>)	1/1	1/1
Ms. Hui Wai Hing	1/1	1/1
Mr. Feng Guohua (<i>Chief Executive Officer</i>) (Appointed on 3 November 2020)	0/0	0/0
Mr. Alan Marnie	1/1	1/1
Mr. Dai Quanfa	1/1	1/1
Ms. Wong Ying Ying	1/1	1/1
Ms. Yang Huiyan (Resigned on 31 December 2020)	1/1	1/1
<i>Independent Non-executive Directors</i>		
Mr. Chau Shing Yim, David	1/1	1/1
Mr. Ong Chor Wei	1/1	1/1
Mr. Kan Chung Nin, Tony	1/1	1/1
Mr. Ding Yuan	1/1	1/1

DIRECTORS' TRAINING AND PROFESSIONAL DEVELOPMENT

The Company has provided funds to encourage the Directors to participate in professional development courses and seminars to develop and refresh their knowledge and skills. During the Review Period, regulatory updates and relevant materials on amendment of Listing Rules were sent to the Directors for their awareness of the latest development on statutory requirements.

The training each Director received during the Review Period is summarized as below:

Name of Director	Reading materials regarding regulator update and corporate governance matters	Attending seminars/ in-house workshops relevant to the Company's business, Listing Rules compliance and risk management
<i>Executive Directors</i>		
Mr. Wong Man Li	✓	✓
Ms. Hui Wai Hing	✓	✓
Mr. Feng Guohua (Appointed on 3 November 2020)	✓	✓
Mr. Alan Marnie	✓	✓
Mr. Dai Quanfa	✓	✓
Ms. Wong Ying Ying	✓	✓
Ms. Yang Huiyan (Resigned on 31 December 2020)	✓	✓
<i>Independent non-executive Directors</i>		
Mr. Ong Chor Wei	✓	✓
Mr. Chau Shing Yim, David	✓	✓
Mr. Kan Chung Nin, Tony	✓	✓
Mr. Ding Yuan	✓	✓

BOARD OF DIRECTORS

As at 31 March 2021, the Board comprised six executive Directors and four independent non-executive Directors (the "INEDs"). The list of Directors is set out in the section headed "Directors' Report" of this annual report.

The Board has a balance of skills and experience appropriate for the requirements of the business of the Company. The Directors' biographical information is set out in the section headed "Directors' Biographies" of this annual report.

Save for the Directors' business relationships as a result of their respective directorships in the Company, the spousal relationship between the executive Directors Mr. Wong Man Li and Ms. Hui Wai Hing, and the family relationship between Mr. Wong Man Li, Ms. Hui Wai Hing and Ms. Wong Ying Ying, as disclosed in each of their respective biographies in the section headed "Directors' Biographies" of this annual report, there are no financial, business, family or other material or relevant relationships among members of the Board and they are independent from each other.

The Board met regularly during the Review Period on an ad-hoc basis as required by business needs. The Board's primary purpose is to set and review the overall strategic development of the Group and to oversee the achievement of the plans to enhance Shareholders' value. Daily operational decisions are delegated to the executive Directors.

Role and function

The Board is responsible for overall strategic formulation and performance monitoring of the Group. It delegates day-to-day operations of the Company to the executive committee of the Board (the "Executive Committee") and senior management within the control and authority framework set by the Board. In addition, the Board has also delegated various responsibilities to each of the Company's audit committee (the "Audit Committee"), remuneration committee (the "Remuneration Committee") and nomination committee (the "Nomination Committee"). Further details of these committees are set out in the sections headed "Audit Committee", "Remuneration Committee" and "Nomination Committee" below.

Board meetings

The Board has four scheduled meetings a year. Additional meetings would be arranged if and when required. The Directors can attend meetings in person or through other means of electronic communication in accordance with the bye-laws of the Company (the "Bye-laws").

The company secretary of the Company (the "Company Secretary") assists the Chairman in drawing the agenda of each meeting and each Director may request inclusion of matters in the agenda. Generally, at least 14 days' notice of a regular Board meeting is given and the Company aims at giving reasonable notice for all other Board meetings. The Company also aims at sending the agenda and the accompanying board papers, which are prepared in such form and quality as will enable the Board to make an informed decision on matters placed before it, to all Directors at a reasonable time before the intended date of a Board meeting.

All Directors have access to the Company Secretary who is responsible for ensuring that Board procedures are complied with and all applicable rules and regulations are followed.

The Company Secretary is responsible for taking minutes of Board and Board committee meetings, drafts and final versions of which would be sent to Directors for comments and records respectively, in both cases within a reasonable time after each meeting. Minutes are recorded in sufficient detail the matters considered by the Board and decisions reached, including any concerns raised by Directors or dissenting views (if any) expressed. Minutes of the Board and Board committees' meetings are kept by the Company Secretary and are open for inspection by any Director or committee member.

If a substantial shareholder of the Company or a Director has a conflict of interest in a matter (including material transaction with connected persons) which the Board has determined to be material, a Board meeting will be held instead of by way of resolution.

Attendance records

During the Review Period, a total of seven Board meetings were held and the attendance records are as follows:

Board	Meetings attended/ Eligible to attend
<i>Executive Directors</i>	
Mr. Wong Man Li (<i>Chairman</i>)	7/7
Ms. Hui Wai Hing	7/7
Mr. Feng Guohua (<i>Chief Executive Officer</i>) (Appointed on 3 November 2020)	4/4
Mr. Alan Marnie	7/7
Mr. Dai Quanfa	7/7
Ms. Wong Ying Ying	7/7
Ms. Yang Huiyan (Resigned on 31 December 2020)	5/5
<i>Independent Non-executive Directors</i>	
Mr. Chau Shing Yim, David	7/7
Mr. Ong Chor Wei	7/7
Mr. Kan Chung Nin, Tony	7/7
Mr. Ding Yuan	7/7

Access to information

The Directors may seek independent professional advice in appropriate circumstances, at the Company's expenses. The Company will, upon request, provide separate independent professional advice to Directors to assist the relevant Directors to discharge their duties to the Company.

The Board is supplied with relevant information by the senior management pertaining to matters to be brought before the Board for decision as well as reports relating to operational and financial performance of the Group before each Board meeting. Where any Director requires more information than is volunteered by the management, each Director has the right to separately and independently access to the Company's senior management to make further enquiries if necessary.

Appointments and re-election of Directors

Directors were nominated by members of the Board during the year to fill casual vacancies or as an addition to existing Board. The Nomination Committee, in consultation with the Board, determines the selection criteria and identifies candidates with the appropriate expertise and experience for the appointments of new Directors. The Nomination Committee then nominates the most suitable candidate to be appointed to the Board.

According to the Bye-laws, any Director so appointed by the Board shall hold office, in the case of filling a casual vacancy, only until the next following general meeting of the Company or, in the case of an addition to their number, until the next following annual general meeting of the Company who shall then be eligible for re-election at such general meeting. Every Director (including the NED and INEDs) is appointed for a specific term and is subject to retirement by rotation at least once every three years.

Every newly appointed Director will be given an introduction of regulatory requirements. The Directors are continually updated on the latest development of the Listing Rules and other applicable statutory requirements to ensure compliance and upkeep of good corporate governance practice.

Independent Non-executive Directors

Pursuant to Rules 3.10(1), 3.10(2) and 3.10A of the Listing Rules, the Company has appointed four independent non-executive Directors for a term of three years. Two of the INEDs, Mr. Chau Shing Yim, David and Mr. Ong Chor Wei, have appropriate professional qualifications or accounting or related financial management expertise. Every Director is subject to retirement by rotation at least once every three years in accordance with the Bye-laws.

The INEDs are considered by the Board to be independent of the management and free of any relationship that could materially interfere with the exercise of their independent judgments. The Board considered that each of the INEDs brings his own relevant expertise to the Board and its deliberations. None of the INEDs has any business or financial interests with the Group nor has any relationship with other Directors.

Directors' and Auditors' Responsibilities for Accounts

The Directors' responsibilities for the accounts and the responsibilities of the external auditor to the Shareholders are set out on page 62 of this annual report.

Board Committees

The Board has established the following committees to oversee particular aspects of the Company's affairs and to assist in the execution of the Board's responsibilities. All committees have their own terms of reference. All resolutions passed by the committees will be reported to the Board at the next Board meeting.

Audit Committee

The Audit Committee has been established with specific written terms of reference which deal clearly with its authorities and duties. As at 31 March 2021, the Audit Committee consisted of four INEDs, namely, Mr. Chau Shing Yim, David, Mr. Ong Chor Wei, Mr. Ding Yuan and Mr. Kan Chung Nin, Tony. None of the members of the Audit Committee are former partners of the auditor of the Company within the past financial year. The principal duties of the Audit Committee include, among other things:

- to review the audit plans of the Group's external auditors;
- to review external auditors' reports;
- to review the cooperation given by the Group's officers to the external auditors;
- to review the Group's financial statements before their submission to the Board;
- to review, approve and monitor internal control procedures and risk management systems;
- to review the effectiveness of our internal audit function;
- to review and approve the terms and conditions for all interested person transactions;
- to nominate external auditors for appointment;
- to review and ratify interested person transactions to ensure that they comply with the approved internal control procedures and have been conducted on an arm's length basis; and
- to review the Group's financial and accounting policies and practices.

The Audit Committee has explicit authority to investigate any activity within its terms of reference and the authority to obtain outside legal or other independent professional advice if it considers necessary. It is given access to and assistance from the employees and reasonable resources to discharge its duties properly.

During the Review Period, the Board had no disagreement with the Audit Committee's view on the re-appointment of the external auditor. The financial statements for the Review Period have been reviewed by the Audit Committee.

During the Review Period, two meetings of the Audit Committee were held and the Audit committee's primary responsibilities included, overseeing the relationship with the Company's external auditor, reviewing financial information of the Group, and overseeing of the Group's financial reporting system, internal control procedures and risk management system, and the effectiveness of the Group's internal audit function. The Company has adopted a term of reference of the Audit Committee, which complies with the provisions of the CG Code. The terms of reference of the Audit Committee are available on the Company's website. The members of the Audit Committee during the Review Period and their attendance were as follows:

Audit Committee

Meetings attended/

The Board has adopted a board diversity policy (the “Board Diversity Policy”) which sets out the approach to achieve diversity on the Board. The Company aims to achieve that the Board has a balance of skills, experience and diversity of perspectives appropriate to meet the requirements of its business. Board appointments will be based on merit, and candidates will be considered against objective criteria, having due regard to the benefit of diversity on the Board including but not limited to gender, age, cultural and educational background, professional experience, skills, knowledge and length of service. The Nomination Committee will give adequate consideration to these measurable objectives when making recommendations of candidates for appointment to the Board.

The Nomination Committee has designed measurable goals according to four major aspects (namely, the age, professional qualification, term of service and independence) for purposes of implementing the Board Diversity Policy and considered that these goals have been achieved satisfactorily during the year. The relevant goals will be reviewed from time to time so as to ensure its appropriateness and its progress for achieving such goals. The Nomination Committee will review the Board Diversity Policy from time to time (if appropriate) to ensure that such Policy continues to be effective. Or at present, the Nomination Committee has not set any measurable objectives to implement its Board Diversity Policy. However, it will consider and review the Board Diversity Policy and setting of any measurable objectives from time to time.

Where vacancies exist at the Board, candidates are proposed and put forward to the Nomination Committee for consideration. The recommendations of the Nomination Committee will then be tendered to the Board for approval. In considering the nomination of a new Director, the Nomination Committee will take into account the qualification, The ioyencies obt(agsts consrily Tw.5 (tand profeationed)0.5dserviis ofill consi haecrofaryime.)TJ0.254 Tw 0 -2.667 (D (duriy, tR

Remuneration Committee

The Remuneration Committee has been established with specific written terms of reference which deal clearly with its authorities and duties. As at 31 March 2021, the Remuneration Committee consisted of three INEDs, namely, Mr. Ding Yuan, Mr. Chau Shing Yim, David and Mr. Kan Chung Nin, Tony, and one executive Directors of the Company, namely, Mr. Wong Man Li. The principal duties of the Remuneration Committee include, among other things:

- to review the remuneration of the executive Directors and to provide a greater degree of objectivity and transparency in the setting of remuneration; and
- to assess performance of the executive Directors and determine specific remuneration packages for each executive Director and the Group's Managing Director.

The Remuneration Committee may consult the Chairman about their proposals relating to the remuneration of other executive Directors. The Remuneration Committee takes into consideration industry practices and norms in compensation, in addition to the performance relative to the industry and the performance of the individual Directors. The Company reviews the remuneration package annually taking into consideration of the market practice, competitive market position and individual performance.

During the Review Period, one meeting of the Remuneration Committee was held. The work done by the Remuneration Committee during the Review Period included the following:

- (i) to determine the policy for the remuneration of executive Directors;
- (ii) to assess performance of executive Directors; and
- (iii) to approve the terms of an executive Director's service contract.

In order to attract, retain, and motivate executives and key employees serving the Group, the Company has adopted a share option scheme in July 2020. The incentive scheme enables the eligible persons to obtain an ownership interest in the Company and thus to reward the participants who contribute to the success of the Group's operations.

Details of the remuneration of the Directors of the Company for the Review Period are set out in note 10 to the consolidated financial statements and details of the share option scheme and share award scheme are set out in note 29 to the consolidated financial statements.

The members of the Remuneration Committee during the Review Period and their attendance were as follows:

[Meetings attendedDMqaTc 0 -1.3](#)

Remuneration Committee

COMMUNICATION WITH SHAREHOLDERS AND INVESTOR RELATIONS

The Company recognises the importance of open communication and fair disclosure. It is the Company's policy to ensure that all shareholders are equally informed of all major corporate developments.

All shareholders have proper notice of any general meeting of the Company at which the Directors and the committees' members are available to give explanation on any query raised by the shareholders. Major information of the Company could be obtained from the Company's website or financial reports and circulars sent to the shareholders. Any enquiries by the shareholders requiring the Board's attention can also be sent in writing to the Investor Relations Manager of the Company whose contact details are set out in the paragraph headed "Shareholders' rights – (c) Right to put enquiries to the Board" below.

Resolutions put to the vote at the general meetings of the Company shall be decided on a poll, save that the chairman of the meeting may in good faith allow a resolution which relates purely to a procedural or administrative matter to be voted on by a show of hands. Procedures for conducting a poll will be explained to the shareholders at each general meeting and questions from shareholders regarding the voting procedures will be answered. The poll results will be posted on the websites of the Stock Exchange and the Company respectively in the manner prescribed under the Listing Rules.

As part of a regular program of investor relations, senior executives may hold briefings or road shows after the results announcement and attend conferences with institutional investors and analysts to engage in two-way communications on Company's performance, objectives and developments. Company visits can be arranged upon specific request.

Shareholders' rights

(a) *Right to convene special general meeting*

Bye-laws

- (i) Bye-law 62 provides that the board of Directors may, whenever it thinks fit a special general meeting ("SGM"), as provided by the Companies Act (as defined therein), or, in default, may be convened by the requisitionists.

Companies Act

- (ii) Pursuant to section 74 of the Companies Act, a Shareholder or Shareholders holding at the date of the deposit of the requisition not less than one-tenth of the paid-up capital of the Company as at the date of the deposit carries the right of voting at general meetings of the Company may requisition the directors of the Company (the "Directors" and each a "Director") to forthwith proceed duly to convene an SGM by depositing a written requisition at the registered office of the Company.
- (iii) The written requisition must state the purposes of the meeting (including the resolutions to be considered at the meeting), signed by the requisitionists, deposited at the registered office of the Company at Canon's Court, 22 Victoria Street, Hamilton HM12, Bermuda and may consist of several documents in like form each signed by one or more requisitionists.
- (iv) If the Directors do not within twenty-one days from the date of the deposit of the requisition proceed duly to convene an SGM, the requisitionists, or any of them representing more than one half of the total voting rights of all of them, may themselves convene an SGM, but any SGM so convened shall not be held after the expiration of three months from the date of deposit of the requisition.
- (v) An SGM so convened by the requisitionists shall be convened in the same manner, as nearly as possible, as that in which meetings are to be convened by the Directors.

(b) Right to put forward proposals at general meetings Companies Act

- (i) Sections 79 and 80 of the Companies Act allow certain Shareholder(s) to requisition the Company to give notice to the shareholders in respect of any resolution which is intended to be moved at an annual general meeting ("AGM") of the Company or circulate a statement in respect of any proposed resolution or business to be considered at a general meeting of the Company. Under section 79 of the Companies Act, at the expense of the requisitionists unless the Company otherwise resolves, it shall be the duty of the Company on the requisition in writing by such number of Shareholders:
 - (a) to give to the Shareholders entitled to receive notice of the next AGM notice of any resolution which may properly be moved and is intended to be moved at that meeting;
 - (b) to circulate to the Shareholders entitled to have notice of any general meeting sent to them any statement of not more than one thousand words with respect to the matter referred to in any proposed resolution or the business to be dealt with at that meeting.
- (ii) The number of Shareholders necessary to make the above-mentioned requisitions to the Company shall be:
 - (a) either any number of Shareholders representing not less than one-twentieth of the total voting rights of all the Shareholders having at the date of the requisition a right to vote at the meeting to which the requisition relates; or
 - (b) not less than one hundred Shareholders.
- (iii) Notice of any such intended resolution shall be given, and any such statement shall be circulated, to Shareholders entitled to have notice of the meeting sent to them by serving a copy of the resolution or statement on each such Shareholder in any manner permitted for service of notice of the meeting, and notice of any such resolution shall be given to any other Shareholder by giving notice of the general effect of the resolution in any manner permitted for giving him notice of meeting of the Company, provided that the copy shall be served, or notice of the effect of the resolution shall be given, as the case may be, in the same manner and, so far as practicable, at the same time as notice of the meeting and, where it is not practicable for it to be served or given at that time, it shall be served or given as soon as practicable thereafter.
- (iv) Section 80 of the Companies Act sets out the conditions to be met before the Company is bound to give any notice of resolution or to circulate any statement. Pursuant to section 80 of the Companies Act, the Company shall not be bound to give notice of any resolution or to circulate any statement as mentioned in paragraph (b)(i) above unless:
 - (aa) a copy of the requisition signed by the requisitionists, or two or more copies which between them contain the signatures of all the requisitionists, is deposited at the registered office of the Company:
 - (i) in the case of a requisition requiring notice of a resolution, not less than six weeks before the meeting; and
 - (ii) in the case of any other requisition, not less than one week before the meeting; and

- (bb) there is deposited or tendered with the requisition a sum reasonably sufficient to meet the Company's expense in giving effect to the procedures in paragraph (b)(i) above (i.e. the giving of notice of resolution and/or circulation of statement).

Provided that if, after a copy of the requisition requiring notice of a resolution has been deposited at the registered office of the Company, an AGM is called for a date six weeks or less after the copy has been deposited, the copy though not deposited within the above-mentioned time shall be deemed to have been properly deposited for the purposes thereof.

(c) Right to put enquiries to the Board

Shareholders may at any time send their enquiries and concerns to the Board in writing for the attention of the Investor Relations Manager of the Company whose contact details are as follows:

1st Floor, Wah Lai Industrial Center
10-14 Kwei Tei Street, Fotan
New Territories, Hong Kong

Fax: (852) 2712 0630

Email: ir@manwahgroup.com

The Investor Relations Manager of the Company shall forward the Shareholders' enquiries and concerns to the Board and/or relevant committees of the Board to answer the Shareholders' questions where appropriate.

DIRECTORS' AND OFFICERS' LIABILITY INSURANCE

Insurance cover has been arranged for Directors' and Officers' Liability to provide adequate cover, as determined by the Board, in respect of the Board members and senior management members of the Company. Such insurance has also been renewed before 31 March 2021 with a term from 1 April 2021 until 31 March 2022.

INTERNAL CONTROL AND RISK MANAGEMENT

The Board is of the opinion that sound internal control and risk management systems will contribute to the effectiveness and efficiency of the operations of the Group and to the safeguard of the Group's assets as well as the Shareholders' investment.

The Company improves its business and operational activities by identifying the areas of significant business risks via a regular review and taking appropriate measures to control and mitigate these risks. The management of the Company reviews all significant control policies and procedures and highlights all significant matters to the Board and Audit Committee annually.

The Board is responsible for overall ensuring, maintaining and overseeing the internal control systems of the Group. The Executive Committee helps the Board to discharge its responsibilities of ensuring and maintaining sound internal control functions by reviewing and monitoring the internal control systems and processes annually so as to ensure

COMPANY SECRETARY

Ms. Fu Ying was the Company Secretary of the Company. Ms. Fu Ying reported to the Chairman of the Company and is responsible for advising the Board on corporate governance matters. Ms. Fu Ying has confirmed that she has taken no less than 15 hours of relevant professional training during the Review Period.

AUDITOR'S REMUNERATION

The Audit Committee is responsible for considering the appointment of the external auditor.

During the Review Period, the remuneration paid or payable to the Company's auditor, Messrs. PricewaterhouseCoopers ("PwC"), is set out as follows:

Services rendered	Paid/pa able fee HK\$'000
Statutory audit services — PwC	2,900
Non-statutory audit services:	
Review of interim financial information	<u>600</u>
	<u>3,500</u>

DIRECTORS' RESPONSIBILITY FOR THE FINANCIAL STATEMENTS

The Directors acknowledge their responsibility for preparing financial statements of the Group which give a true and fair view of the state of affairs of the Group on a going concern basis and in presenting the financial statements, announcements and other financial disclosures required under the Listing Rules, the Directors aim to present a balanced, clear and understandable assessment of the Group's position and prospects.

The directors (the “Directors”) of Man Wah Holdings Limited (the “Company”) present this annual report and the audited consolidated financial statements of the Company for the Review Period.

BUSINESS REVIEW

A fair review of the Group’s business, an indication of likely future development in the Group’s business, an analysis using financial key indicators as required by Schedule 5 to the Hong Kong Companies Ordinance (Cap. 622) can be found in the “Chairman’s Statement” and “Management Discussion and Analysis” section, which form part of this Directors’ Report of this annual report.

PRINCIPAL RISKS AND UNCERTAINTIES FACING THE COMPANY

The followings are part of the key risks and uncertainties identified by the Group. There may be other risks and uncertainties in addition to those shown below which are not known to the Group or which may not be material now but could turn out to be material in the future.

Competition

The products of the Group are sold in over 60 countries. The Group needs to compete with global sofa manufacturers as well as a lot of local players. Advantages in cost control, design, quality and service are the core advantages of the Group, and if they cannot be maintained, the Group’s market share in major markets may decrease.

Macroeconomic environment

Currently, the Group’s products are mainly sold in North America, China, Europe and other markets. Any negative macroeconomic change in its major markets may affect its sales growth or margins adversely. The Group needs to keep increasing its key competences to reduce possible impacts from macroeconomy.

Besides, overseas transportation cost is one of the most important expense elements of the Group. Change of global economy plays a significant role in affecting shipping rate, which consequently may affect the Group’s profitability or revenue growth.

Supply chain

For sofa production, the Group needs to source leather, wood, chemical materials from global market. It needs to plan carefully in advance on quantity, delivery time, material specifications etc. with its major suppliers. This will help it to match the delivery of materials with its production plan, try to avoid waiting time of its factories or customers. At the same time, the Group needs to keep its inventory level as low as possible to control cost. Any disruption in supply chain may cause the increase of production cost or delay in delivery to its customers. In order to lower the risk from supply chain, the Group has set up a comprehensive planning system for material procurement. At the same time, for each major material, the Group has at least two qualified suppliers and keeps reviewing the competency of suppliers on timely basis.

CORPORATE REORGANISATION

The Company was incorporated with limited liability in Bermuda.

The shares (“Shares”) of the Company were listed on the main board of the Stock Exchange with effect from 9 April 2010.

PRINCIPAL ACTIVITIES

The Company acts as an investment holding company. The activities of its principal subsidiaries are set out in note 35 to the consolidated financial statements.

RESULTS AND APPROPRIATIONS

The results of the Company and together with its subsidiaries (referred to as the "Group") for the Review Period are set out in the consolidated statement of comprehensive income on page 64 of this annual report.

An interim dividend of HK10.0 cents per Share amounting to approximately HK\$380,360,000 were paid to the shareholders of the Company ("Shareholders") during the Review Period. The Directors recommend the payment of a final dividend of HK16.0 cents per Share to the Shareholders on the register of members on Monday, 13 July 2021, amounting to approximately HK\$633,519,000.

PROPERTY, PLANT AND EQUIPMENT

During the Review Period, the Group revalued all of its investment properties as at 31 March 2021. The net increase in fair value of investment properties, which has been credited directly to consolidated statement of comprehensive income, amounted to approximately HK\$238,000.

Details of movements during the Review Period in the property, plant and equipment of the Group are set out in note 14 to the consolidated financial statements.

SHARE CAPITAL

Details of movements during the Review Period in the share capital of the Company are set out in note 28 to the consolidated financial statements.

DISTRIBUTABLE RESERVES OF THE COMPANY

The Company's reserves available for distribution to Shareholders as at the end of the Review Period were as follows:

	2021 HK\$'000	2020 HK\$'000
Contributed surplus	2,374,931	–
Retained earnings	473,229	621,348
	2,848,160	621,348

Under the Companies Act 1981 of Bermuda (as amended), the contributed surplus account of the Company is available for distribution. However, the Company cannot declare or pay a dividend, or make a distribution out of contributed surplus if:

- (a) it is, or would after the payment be, unable to pay its liabilities as they become due; or
- (b) the realisable value of its assets would thereby be less than the aggregate of its liabilities and its issued share capital and share premium accounts.

DIRECTORS

The Directors of the Company during the Review Period and up to the date of this annual report were:

Executive Directors:

Mr. Wong Man Li (*Chairman*)
Ms. Hui Wai Hing
Mr. Feng Guohua (*Chief Executive Officer*) (appointed on 3 November 2020)
Mr. Alan Marnie
Mr. Dai Quanfa
Ms. Wong Ying Ying
Ms. Yang Huiyan (resigned on 31 December 2020)

Independent Non-executive Directors:

Mr. Chau Shing Yim, David
Mr. Ong Chor Wei
Mr. Kan Chung Nin, Tony
Mr. Ding Yuan

In accordance with bye-law 99 of the Company's bye-laws, Mr. Feng Guohua and Ms. Wong Ying Ying will retire by rotation. Mr. Ding Yuan and Mr. Ong Chor Wei all being eligible, will offer themselves for re-election at the forthcoming annual general meeting to be held on Friday, 2 July 2021.

DIRECTORS' SERVICE CONTRACTS

No Directors being proposed for re-election at the forthcoming annual general meeting of the Company has a service contract with the Company or its subsidiaries which is not determinable by the Group within one year without payment of compensation (other than statutory compensation).

DIRECTORS' INTERESTS IN SECURITIES

As at 31 March 2021, the interests of the Directors, chief executives and their associates in the Shares, underlying Shares and debentures of the Company and its associated corporations (within the meaning of Part XV of the Securities and Futures Ordinance ("SFO")), as recorded in the register maintained by the Company pursuant to

Long positions in shares, underlying shares and debentures of the Company

Name of director	Capacity	Number of issued ordinary shares held	Approximate percentage of the issued share capital of the Company ¹
Mr. Wong Man Li	Interest in controlled corporation	2,362,336,800 ²	59.67%
	Interest of spouse	2,517,600 ²	0.06%
	Beneficial owner	3,052,000 ²	0.08%
Ms. Hui Wai Hing	Beneficial owner	2,517,600 ³	0.06%
	Interest of spouse	2,365,388,800 ³	59.75%
Mr. Alan Marnie	Beneficial owner	800,000 ⁴	0.02%
Mr. Dai Quanfa	Beneficial owner	980,800 ⁵	0.02%
Ms. Wong Ying Ying	Beneficial owner	2,181,200 ⁶	0.06%

Notes:

- The percentage of the Company's issued share capital is based on the 3,958,795,200 Shares issued as at 31 March 2021.
- These 2,362,336,800 Shares were beneficially owned by Man Wah Investments Limited which, in turn, was owned by Mr. Wong Man Li and Ms. Hui Wai Hing as to 80% and 20%, respectively. Mr. Wong was therefore deemed to be interested in the entire 2,362,336,800 Shares held by Man Wah Investments Limited. Mr. Wong also held 2,501,200 Shares and 550,800 share options granted to him under the Share Option Schemes (as defined below), respectively. Upon exercise of those share options, Mr. Wong would directly own an aggregate of 3,052,000 Shares. Mr. Wong was also deemed, under Part XV of the SFO, to be interested in the 2,517,600 Shares in which Ms. Hui Wai Hing, the spouse of Mr. Wong, had a long position.
- These 2,517,600 Shares represented the 2,196,400 Shares and the 321,200 underlying Shares upon the exercise of share options granted to Ms. Hui under the Share Option Schemes, respectively. Upon exercise of the Share Options, Ms. Hui would own an aggregate of 2,517,600 Shares. Ms. Hui was also deemed, under Part XV of the SFO, to be interested in the 2,365,388,800 Shares in which Mr. Wong Man Li, the spouse of Ms. Hui, was interested.
- This figure represents the aggregate number of 800,000 Shares interested in by Mr. Marnie by virtue of SFO.
- This figure represents the aggregate number of 630,800 Shares held by Mr. Dai and 350,000 underlying shares upon the exercise of share options granted to Mr. Dai under the Share Option Schemes.
- This figure represents the aggregate number of 1,943,600 Shares held by Ms. Wong and 237,600 underlying shares upon the exercise of share options granted to Ms. Wong under the Share Option Schemes.

Long positions in the shares of our associated corporation (as defined in the SFO)

Name of Director	Name of associated corporation	Capacity	Number of issued ordinary shares held	Percentage in the associated corporation
Mr. Wong Man Li	Man Wah Investments Limited	Beneficial owner	800	80%
Ms. Hui Wai Hing	Man Wah Investments Limited	Beneficial owner	200	20%

Save as disclosed above, as at 31 March 2021, none of the Directors, chief executives of the Company nor their associates had any other personal, family, corporate and other interests or short positions in the Shares, underlying Shares or debentures of the Company or any of its associated corporations (within the meaning of Part XV of the SFO) as recorded in the register required to be kept under Section 352 of the SFO or as otherwise notified to the Company and the Stock Exchange pursuant to the Model Code.

Other than those disclosed in this section and the section headed "Share Options", no right to subscribe for equity or debt securities of the Company has been granted by the Company to, nor have any such rights been exercised by, any Directors or chief executives during the Review Period.

ARRANGEMENTS TO PURCHASE SHARES OR DEBENTURES

Other than shareholdings disclosed above, at no time during the year ended 31 March 2021 was the Company or any of its subsidiaries a party to any arrangements to enable the Directors of the Company to acquire benefits by means of the acquisition of shares in, or debentures of, the Company or any other body corporate.

SUBSTANTIAL SHAREHOLDERS

As at 31 March 2021, the register of substantial Shareholders maintained by the Company pursuant to Section 336 of the SFO shows that other than the interests disclosed above in respect of certain Directors, the following Shareholders had notified the Company of relevant interests in the issued share capital of the Company.

Long position in shares and underlying shares of the Company

Name of shareholder	Capacity	Number of issued ordinary shares held	Approximate percentage of the issued share capital of the Company ¹
Man Wah Investments Limited	Beneficial owner	2,362,336,800	59.67%

Notes:

- The percentage of the Company's issued share capital is based on the 3,958,795,200 Shares issued as at 31 March 2021.

Save as disclosed above, as at 31 March 2021, the Company has not been notified of any other person (other than the Directors and chief executives of the Company) who had an interest or short position in the Shares and/or underlying Shares of the Company which fell to be disclosed to the Company under Divisions 2 and 3 of Part XV of the SFO.

SHARE OPTION SCHEME

On 3 July 2020, a share option scheme (the "Share Option Scheme") which complies with the requirements of Chapter 17 of the Listing Rules was adopted by the shareholders of the Company, which will expire on 2 July 2030.

The purpose of the Share Option Scheme is to enable the Company to grant share options to selected participants as incentives or rewards for their contributions to the Company and/or its subsidiaries and/or its associated companies. The Share Option Scheme is in force for a period of 10 years commencing on 3 July 2020, being the date of adoption of the Share Option Scheme, and will expire on 2 July 2030.

The purpose of the Share Option Scheme is to reward Participants who have contributed to the Group and to encourage eligible participants to work towards enhancing the value of the Company and its Shares for the benefit of the Company and its Shareholders as a whole.

Under the Share Option Scheme, the Directors may, at their discretion, offer Directors (including executive Directors, non-executive Directors and independent non-executive Directors) and employees of the Group and any advisors, consultants, distributors, contractors, suppliers, agents, customers, business partners, joint venture business partners, promoters, service providers of any member of the Group who, in the sole discretion of the Directors, will contribute or have contributed to the Group, share options to subscribe for shares of the Company. The maximum number of shares of the Company issued and to be issued upon the exercise of share options granted under the Share Option Scheme (including exercised and outstanding share options) to each grantee in any 12-month period up to the date of grant shall not exceed 1% of the issued shares of the Company as at the date of grant. Any further grant of share options in excess of this limit is subject to the Company's shareholders' approval in a general meeting. In addition, any share options granted to a substantial shareholder or an independent non-executive Director of the

SHARE OPTIONS

Details of movements in the share options under the share option scheme of the Company adopted on 5 March 2010 ("2010 Share Option Scheme") and the Share Option Scheme (collectively, the "Share Option Schemes") during the Review Period were as follows:

Grantee	Date of grant ²	Vesting period	E xercisable period	E xercise price per share	Adjusted E xercise price	Outstanding at 1.4.2020	Number of Share Options ¹					
							Granted during the Review Period	Cancelled/ Lapsed during the Review Period	E xercised during the Review Period	Outstanding at 31.3.2021		
Mr. Wong Man Li	13.1.2017	13.1.2017-12.1.2019	13.1.2019-12.1.2021	5.17	N/A	74,000	-	-	(74,000)	-		
		13.1.2017-12.1.2020	13.1.2020-12.1.2022	5.17	N/A	74,000	-	-	-	74,000		
		13.1.2017-12.1.2021	13.1.2021-12.1.2023	5.17	N/A	73,200	-	-	-	73,200		
	12.2.2018	12.2.2018-11.2.2020	12.2.2020-11.2.2022	7.18	N/A	40,400	-	-	-	40,400		
		12.2.2018-11.2.2021	12.2.2021-11.2.2023	7.18	N/A	40,400	-	-	-	40,400		
		12.2.2018-11.2.2022	12.2.2022-11.2.2024	7.18	N/A	40,400	-	-	-	40,400		
	28.1.2019	28.1.2019-27.1.2021	28.1.2021-27.1.2023	3.91	N/A	60,400	-	-	-	60,400		
		28.1.2019-27.1.2022	28.1.2022-27.1.2024	3.91	N/A	60,400	-	-	-	60,400		
		28.1.2019-27.1.2023	28.1.2023-27.1.2025	3.91	N/A	60,400	-	-	-	60,400		
	17.1.2020	17.1.2020-16.1.2022	17.1.2022-16.1.2024	6.53	N/A	23,600	-	-	-	23,600		
		17.1.2020-16.1.2023	17.1.2023-16.1.2025	6.53	N/A	23,600	-	-	-	23,600		
		17.1.2020-16.1.2024	17.1.2024-16.1.2026	6.53	N/A	22,800	-	-	-	22,800		
	3.2.2021	3.2.2021-2.2.2023	3.2.2023-2.2.2025	19.78	N/A	-	10,400	-	-	-	10,400	
		3.2.2021-2.2.2024	3.2.2024-2.2.2026	19.78	N/A	-	10,400	-	-	-	10,400	
		3.2.2021-2.2.2025	3.2.2025-2.2.2027	19.78	N/A	-	10,400	-	-	-	10,400	
Ms. Hui Wai Hing	27.1.2016	27.1.2016-26.1.2019	27.1.2019-26.1.2021	8.92	4.46	171,200	-	-	(171,200)	-		
	13.1.2017	13.1.2017-12.1.2019	13.1.2019-12.1.2021	5.17	N/A	69,200	-	-	(69,200)	-		
		13.1.2017-12.1.2020	13.1.2020-12.1.2022	5.17	N/A	69,200	-	-	-	69,200		
		13.1.2017-12.1.2021	13.1.2021-12.1.2023	5.17	N/A	68,800	-	-	-	68,800		
	12.2.2018	12.2.2018-11.2.2020	12.2.2020-11.2.2022	7.18	N/A	31,200	-	-	-	31,200		
		12.2.2018-11.2.2021	12.2.2021-11.2.2023	7.18	N/A	31,200	-	-	-	31,200		
		12.2.2018-11.2.2022	12.2.2022-11.2.2024	7.18	N/A	30,400	-	-	-	30,400		
	17.1.2020	17.1.2020-16.1.2022	17.1.2022-16.1.2024	6.53	N/A	18,400	-	-	-	18,400		
		17.1.2020-16.1.2023	17.1.2023-16.1.2025	6.53	N/A	18,400	-	-	-	18,400		
		17.1.2020-16.1.2024	17.1.2024-16.1.2026	6.53	N/A	17,600	-	-	-	17,600		
	3.2.2021	3.2.2021-2.2.2023	3.2.2023-2.2.2025	19.78	N/A	-	12,000	-	-	-	12,000	
		3.2.2021-2.2.2024	3.2.2024-2.2.2026	19.78	N/A	-	12,000	-	-	-	12,000	
		3.2.2021-2.2.2025	3.2.2024-2.2.2027	19.78	N/A	-	12,000	-	-	-	12,000	
	Mr. Feng Guohua	3.2.2021	3.2.2021-2.2.2023	3.2.2023-2.2.2025	19.78	N/A	-	37,600	-	-	-	37,600
			3.2.2021-2.2.2024	3.2.2024-2.2.2026	19.78	N/A	-	37,600	-	-	-	37,600
3.2.2021-2.2.2025			3.2.2024-2.2.2027	19.78	N/A	-	37,200	-	-	-	37,200	

Grantee	Date of grant ²	Vesting period	E exercisable period	E exercise price per share	Adjusted E exercise price	Outstanding at 1.4.2020	Number of Share Options ¹				
							Granted during the Review Period	Cancelled/ Lapsed during the Review Period	E exercised during the Review Period	Outstanding at 31.3.2021	

On 3 February 2021, 4,385,200 share options were granted. The fair value of the Share Options granted during the year ended 31 March 2021 was HK\$21,930,000, which was determined based on binomial option pricing model.

The key valuation parameters are as follows:

	Directors	Staff
Share price at grant date	HK\$19.78	HK\$19.78
Exercise price	HK\$19.78	HK\$19.78
Expected volatility	45.724-48.482%	45.724-48.482%
Life of the share options	6 years	6 years
Expected dividend yield	4.241%	4.241%
Risk-free rate	0.342-0.511%	0.342-0.511%
Forfeiture rate	5.714%	1.874%
Suboptimal exercise behaviour multiple	2.8	2.2

Expected volatility is determined by considering the historical share price movement of the Company. Expected dividend yield is determined from the Company's historical payment of dividends. Risk-free rate is determined

2.8

CONNECTED TRANSACTIONS AND CONTINUING CONNECTED TRANSACTIONS

During the Review Period, the Company and the Group had continuing connected transactions, certain details of which have been disclosed in the prospectus of the Company dated 18 March 2010 and note 32 to the consolidated financial statements. Such continuing connected transactions are exempted from the reporting, announcement, shareholders' approval and annual review requirements under the Listing Rules. Save as the above continuing connected transactions, there were no transactions during the Review Period which need to be disclosed as connected transactions and continuing connected transactions in accordance with the requirements of the Listing Rules.

The Directors consider that those continuing connected party transaction(s) disclosed in note 32 to the consolidated financial statements fall under the definition of "continuing connected transaction(s)" in Chapter 14A of the Listing Rules, which are exempted from the reporting, announcement, shareholders' approval and annual review requirements under the Listing Rules.

DIRECTORS' INTEREST IN TRANSACTION, ARRANGEMENT OR CONTRACT OF SIGNIFICANCE

KEY RELATIONSHIPS WITH EMPLOYEES, CUSTOMERS, SUPPLIERS AND OTHERS

CHANGE IN DIRECTORS' INFORMATION

Pursuant to Rule 13.51B(1) of the Listing Rules, since the publication of the last interim report, the changes in the Director's information are as follows:

Mr. Feng Guohua has been appointed as the executive Director and the Chief Executive Officer of the Company since 3 November 2020.

Ms. Yang Huiyan has resigned from her role as the executive Director and director of certain subsidiaries of the Group on 31 December 2020.

Save as disclosed above, there is no other information required to be disclosed under Rule 13.51 B (1) of the Listing Rules.

ENVIRONMENTAL POLICIES AND PERFORMANCE

A discussion on the environmental policies and performance of the Company can be found in the "Environmental, Social and Governance Report" section, which forms part of this Directors' Report of this annual report.

COMPLIANCE WITH THE RELEVANT LAWS AND REGULATIONS

During the Review Period, there was no material breach or non-compliance with the applicable laws and regulations that have a significant impact on the Group.

EQUITY-LINKED AGREEMENTS

Save as disclosed in this Annual Report relating to Share Option Schemes and share award scheme, no equity-linked agreements were entered into during the Review Period or subsisted at the end of the Review Period.

TAX RELIEF

The Company is not aware of any information relating to relief from taxation to which its shareholders are entitled by reason of their holding of the shares of the Company.

MANAGEMENT CONTRACT

No contract concerning the management and administration of the whole or any substantial part of the business of the Group were entered into or subsisting during the Review Period.

PERMITTED INDEMNITY PROVISION

The Bye-laws provides that for the time being a director of the Company, every Director shall be indemnified and secured harmless out of the assets of the Company from and against all actions, costs, charges, losses, damages and expenses which he shall or may incur or sustain by reason of any act done, concurred in or omitted in or about the execution of his duty or supposed duty in his office.

On behalf of the board

Wong Man Li
Chairman
14 May 2021

Independent Auditor's Report



KEY AUDIT MATTERS

Key audit matters are those matters that, in our professional judgment, were of most significance in our audit of the consolidated financial statements of the current period. These matters were addressed in the context of our audit of the consolidated financial statements as a whole, and in forming our opinion thereon, and we do not provide a separate opinion on these matters.

Key audit matters identified in our audit are summarised as follows:

- Impairment assessment of goodwill
- Impairment assessment of trade and bills receivables

Key Audit Matter

How our audit addressed the Key Audit Matter

Impairment assessment of goodwill

Refer to Notes 2.11 and 2.12 (Accounting policies), Note 4(i) (Critical accounting estimates and assumptions) and Note 17 (Intangible assets) to the consolidated financial statements.

We identified the impairment assessment of goodwill as a key audit matter due to the complexity and significant judgement and estimates involved in the goodwill assessment by the management of the Group.

The carrying amount of goodwill as at 31 March 2021 was approximately HK\$560,519,000. The goodwill impairment assessment involved significant management judgement and estimates in the determination of valuation model and the application of assumptions in the model, including discount rates and revenue growth rates, in estimating the value in use of the cash generating units to which goodwill has been allocated. Based on management's assessment, there is no impairment of goodwill as at 31 March 2021.

Our procedures in relation to the impairment assessment of goodwill included:

- Obtaining an understanding of the management's internal control and assessment process of impairment assessment of goodwill and assessed the inherent risk of material misstatement by considering the degree of estimation uncertainty and level of other inherent risk factors.
- Assessing the appropriateness of the valuation methodologies used by management based on our industry knowledge and relevant market practice;
- Evaluating the assumptions underpinning the discounted cash flow models, including discount rates by comparing rates used by other comparable companies and revenue growth rates by reference to the budget of the Group as well as industry trend;
- Considering management's sensitivity analysis with respect to variations of key assumptions adopted, to evaluate the extent to which reasonably possible changes, both individually and in aggregate, would result in outcomes of the impairment assessment; and
- Evaluating the historical accuracy of the forecasted future cash flows by comparing them to actual results in the current period and understanding the causes for significant variances, if any.

Based on the above, we found management's judgement and estimates involved in the impairment assessment of goodwill to be supportable by available evidence.

Ke Audit Matter

How our audit addressed the Ke Audit Matter

Impairment assessment of trade and bills receivables

Refer to Notes 2.13 and 2.16 (Accounting policies), Note 3.1 (Credit risk), Note 4(ii) (Critical accounting estimates and assumptions) and Note 22 (Trade and bills receivables) to the consolidated financial statements.

We identified impairment assessment of trade and bills receivables as a key audit matter due to the involvement of significant management judgement and estimates in evaluating the expected credit losses ("ECL") of the Group's trade and bills receivables at the end of the reporting period. As at 31 March 2021, the Group's gross trade and bills receivables amounted to approximately HK\$1,687,226,000 and the provision for ECL of trade and bills receivable amounted to approximately HK\$6,697,000.

Management of the Group estimated the lifetime ECL of trade and bills receivables through grouping of various debtors that have similar loss patterns, after considering credit profile of different customers, repayment history and past due status of respective trade and bills receivables.

Estimated loss rates are based on historical loss rates over the expected life of the trade debtors and are adjusted for forward-looking factors such as changes of macroeconomic. The Group recognised an amount of approximately HK\$2,042,000 of provision for impairment of trade and bills receivables during the year ended 31 March 2021.

Our procedures in relation to impairment assessment of trade and bills receivables included:

- Obtaining an understanding of the management's internal control and assessment process of impairment assessment of trade and bills receivables and assessed the inherent risk of material misstatement by considering the degree of estimation uncertainty and level of other inherent risk factors.
- Understanding the key controls of management's assessment over the provision for impairment of trade and bills receivables;
- Testing the trade and bills receivables ageing analysis as at 31 March 2021, on a sampling basis, by comparing individual items in the analysis with the relevant sales agreements, sales invoices and other supporting documents;
- Evaluating management's basis in developing the ECL model;
- Assessing the reasonableness of the historical loss rates used in the ECL model by corroborating the credit profile of the respective customers with their historical settlement pattern; and
- Evaluating the forward-looking information used by management by comparing against publicly available economic information.

Based on the above, we found management's judgement and estimates involved in the impairment assessment of trade and bills receivables to be supportable by available evidence.

OTHER INFORMATION

The directors of the Company are responsible for the other information. The other information comprises all of the information included in the annual report other than the consolidated financial statements and our auditor's report thereon.

Our opinion on the consolidated financial statements does not cover the other information and we do not express any form of assurance conclusion thereon.

In connection with our audit of the consolidated financial statements, our responsibility is to read the other information and, in doing so, consider whether the other information is materially inconsistent with the consolidated financial statements or our knowledge obtained in the audit or otherwise appears to be materially misstated.

If, based on the work we have performed, we conclude that there is a material misstatement of this other information, we are required to report that fact. We have nothing to report in this regard.

RESPONSIBILITIES OF DIRECTORS AND THE AUDIT COMMITTEE FOR THE CONSOLIDATED FINANCIAL STATEMENTS

The directors of the Company are responsible for the preparation of the consolidated financial statements that give a true and fair view in accordance with IFRSs and the disclosure requirements of the Hong Kong Companies Ordinance, and for such internal control as the directors determine is necessary to enable the preparation of consolidated financial statements that are free from material misstatement, whether due to fraud or error.

In preparing the consolidated financial statements, the directors are responsible for assessing the Group's ability to continue as a going concern, disclosing, as applicable, matters related to going concern and using the going concern

Independent Auditor's Report

- Conclude on the appropriateness of the directors' use of the going concern basis of accounting and, based on the audit evidence obtained, whether a material uncertainty exists related to events or conditions that may cast significant doubt on the Group's ability to continue as a going concern. If we conclude that a material uncertainty exists, we are required to draw attention in our auditor's report to the related disclosures in the consolidated financial statements or, if such disclosures are inadequate, to modify our opinion. Our conclusions are based on the audit evidence obtained up to the date of our auditor's report. However, future events or conditions may cause the Group to cease to continue as a going concern.
- Evaluate the overall presentation, structure and content of the consolidated financial statements, including the disclosures, and whether the consolidated financial statements represent the underlying transactions and events in a manner that achieves fair presentation.
- Obtain sufficient appropriate audit evidence regarding the financial information of the entities or business activities within the Group to express an opinion on the consolidated financial statements. We are responsible for the direction, supervision and performance of the group audit. We remain solely responsible for our audit opinion.

We communicate with the Audit Committee regarding, among other matters, the planned scope and timing of the audit and significant audit findings, including any significant deficiencies in internal control that we identify during our audit.

We also provide the Audit Committee with a statement that we have complied with relevant ethical requirements regarding independence, and to communicate with them all relationships and other matters that may reasonably be thought to bear on our independence, and where applicable, actions taken to eliminate threats or safeguards applied.

From the matters communicated with the Audit Committee, we determine those matters that were of most significance in the audit of the consolidated financial statements of the current period and are therefore the key audit matters. We describe these matters in our auditor's report unless law or regulation precludes public disclosure about the matter or when, in extremely rare circumstances, we determine that a matter should not be communicated in our report because the adverse consequences of doing so would reasonably be expected to outweigh the public interest benefits of such communication.

The engagement partner on the audit resulting in this independent auditor's report is Kong Ling Yin, Raymond.

PricewaterhouseCoopers
Certified Public Accountants

Hong Kong, 14 May 2021

Consolidated Statement of Comprehensive Income

For the year ended 31 March 2021

	Notes	2021 HK\$'000	2020 HK\$'000
Revenue	5	16,434,071	12,144,299
Cost of goods sold	8	(10,504,964)	(7,726,600)
Gross profit		5,929,107	4,417,699
Other income	6	511,894	413,794
Other (losses)/gains, net	7	(93,713)	56,724
Selling and distribution expenses	8	(3,118,564)	(2,001,747)
Administrative and other expenses	8	(778,071)	(622,084)
Operating profit		2,450,653	2,264,386
Finance costs	9	(96,046)	(155,947)
Share of results of joint ventures		5,707	805
Profit before income tax		2,360,314	2,109,244
Income tax expense	11	(336,908)	(417,247)
Profit for the year		2,023,406	1,691,997
Other comprehensive income/(loss): <i>Items that may be reclassified to profit or loss:</i>			
Currency translation differences		546,805	(559,868)
Other comprehensive income/(loss) for the year		546,805	(559,868)
Total comprehensive income for the year		2,570,211	1,132,129
Profit for the year attributable to:			
Owners of the Company		1,924,513	1,638,069
Non-controlling interests		98,893	53,928
		2,023,406	1,691,997
Total comprehensive income for the year attributable to:			
Owners of the Company		2,439,729	1,097,813
Non-controlling interests		130,482	34,316
		2,570,211	1,132,129
Earnings per share attributable to owners of the Company			
Basic (HK cents per share)	12	50.26	42.89
Diluted (HK cents per share)	12	50.10	42.87

The above consolidated statement of comprehensive income should be read in conjunction with the accompanying notes.

Consolidated Statement of Financial Position

As at 31 March 2021

	Notes	2021 HK\$'000	2020 HK\$'000
ASSETS			
Non-current assets			
Property, plant and equipment	14	4,774,294	3,949,987
Investment properties	15	482,067	455,215
Right-of-use assets	16	2,324,072	2,228,518
Goodwill	17	560,519	524,048
Other intangible assets	17	166,517	188,440
Interests in joint ventures	18	55,812	29,673
Deferred tax assets	19	42,678	12,031
Deposits paid for a land lease		167,311	3,692
Deposits paid for acquisition of subsidiaries		244,585	–
Financial assets at fair value through profit or loss	23	1,894	–
Prepayments and deposits paid for acquisition of property, plant and equipment		126,926	156,023
		8,946,675	7,547,627
Current assets			
Inventories	20	2,003,605	1,532,993
Properties held for sale		254,779	48,227
Properties under development	21	164,498	149,410
Trade and bills receivables	22	1,680,529	1,210,754
Other receivables and prepayments	22	700,841	470,341
Financial assets at fair value through profit or loss	23	372,750	204,682
Tax recoverable		6,854	1,941
Structured deposits			3,946
Short-term bank deposits	24	892,066	–
Restricted bank balances	24	12,237	23,636
Cash and cash equivalents	24	2,404,027	2,020,245
Total current assets		8,492,186	5,666,175
Total assets		17,438,861	13,213,802
EQUITY			
Equit attributable to owners of the Compan			
Share capital	28	1,583,518	1,518,376
Reserves		9,157,814	5,185,771
		10,741,332	6,704,147
Non-controlling interests		663,727	528,549
Total equit		11,405,059	7,232,696

Consolidated Statement of Financial Position

As at 31 March 2021

	Notes	2021 HK\$'000	2020 HK\$'000
LIABILITIES			
Non-current liabilities			
Lease liabilities	16	20,308	29,533
Bank borrowings – non-current portion	27	1,196	701,786
Deferred tax liabilities	19	128,854	128,896
Other non-current liabilities		1,278	1,333
		151,636	861,548
Current liabilities			
Trade and bills payables	25	971,142	967,090
Other payables and accruals	25	746,883	452,160
Lease liabilities	16	26,419	28,755
Contract liabilities	26	363,145	260,856
Bank borrowings – current portion	27	3,588,713	3,277,499
Tax payable		185,864	188,188

Consolidated Statement of Changes in Equity

For the year ended 31 March 2021

	Attributable to owners of the Company										Non-controlling interest HK\$'000	Total HK\$'000	
	Share capital HK\$'000	Share premium HK\$'000	Special reserve HK\$'000 (Note i)	Other reserve HK\$'000 (Note ii)	Statutory reserve HK\$'000 (Note iii)	Translation reserve HK\$'000	Revaluation surplus HK\$'000	Shares held under share award scheme HK\$'000	Share option reserve HK\$'000	Retained earnings HK\$'000			Sub-total HK\$'000
Balance at 1 April 2020	1,518,376		(16,132)	(11,811)	641,044	(852,485)	37,099	(448)	26,906	5,361,598	6,704,147	528,549	7,232,696
Comprehensive income										1,924,513	1,924,513	98,893	2,023,406
Profit for the year													
Other comprehensive income													
Currency translation differences						515,216							
Total comprehensive income						515,216				1,924,513	2,439,729	130,482	2,570,211
Transactions with owners													
Issuance of ordinary shares, net of transaction costs	60,000	2,302,707									2,362,707	4,696	2,362,707
Acquisition of a subsidiary													
Recognition of equity-settled share-based payments									7,509		7,509		7,509
Issuance of shares upon exercise of share options	5,142	72,224			79,064			(13,830)		(79,064)	63,536		63,536
Transfer to PRC statutory reserves										(836,296)	(836,296)		(836,296)
Dividends paid (Note 13)													

Attributable to owners of the Company

	Share capital HK\$'000	Share premium HK\$'000	Special reserve HK\$'000 (Note i)	Other reserve HK\$'000 (Note ii)	Statutory reserve HK\$'000 (Note iii)	Translation reserve HK\$'000	Revaluation surplus HK\$'000	Shares held under share award scheme HK\$'000	Share option reserve HK\$'000	Retained earnings HK\$'000	Sub-total HK\$'000	Non-controlling interests HK\$'000	Total HK\$'000
Balance at 1 April 2019	1,529,249	70,039	(16,132)	(11,811)	537,591	(312,229)	37,099	(448)	20,462	4,369,417	6,223,237	492,826	6,716,063
Comprehensive income													
Profit for the year	-	-	-	-	-	-	-	-	-	1,638,069	1,638,069	53,928	1,691,997
Other comprehensive loss													
Currency translation differences	-	-	-	-	-	(540,256)	-	-	-	-	(540,256)	(19,612)	(559,868)
Total comprehensive income													
	-	-	-	-	-	(540,256)	-	-	-	1,638,069	1,097,813	34,316	1,132,129
Transactions with owners													
Repurchase of shares	(13,201)	(95,439)	-	-	-	-	-	-	-	(45,941)	(154,581)	-	(154,581)
Acquisition of a subsidiary	-	-	-	-	-	-	-	-	-	-	-	1,407	1,407
Recognition of equity-settled share-based payments	-	-	-	-	-	-	-	-	9,254	-	9,254	-	9,254
Issuance of shares upon exercise of share options	2,328	25,400	-	-	-	-	-	(2,810)	-	-	24,918	-	24,918
Transfer to PPC statutory reserves	-	-	-	-	103,453	-	-	-	-	(103,453)	-	-	-
Dividends paid (Note 13)	-	-	-	-	-	-	-	-	-	(496,494)	(496,494)	-	(496,494)

Consolidated Statement of Changes in Equity

For the year ended 31 March 2021

Notes:

- (i) Special reserve arose from the acquisition of equity interest of certain subsidiaries through a corporate reorganisation. It represents the difference between the nominal value of share capital of those subsidiaries at the date of acquisition and the nominal value of the shares issued by the Company as consideration for the acquisition.
- (ii) Other reserve arose from the acquisition of the additional equity interest of subsidiaries. It represents the difference between the carrying amount of the net assets of the subsidiaries attributable to the additional interest at the dates of acquisition and the fair value of consideration paid by the Company.
- (iii) The statutory reserve represents the amount transferred from profit after taxation of the subsidiaries established in the Mainland of People's Republic of China (the "PRC") in accordance with the relevant PRC laws until the PRC statutory reserve reaches 50% of the registered capital of the respective subsidiaries. The statutory reserve can be applied either in setting off the accumulated losses or increasing capital.

Consolidated Statement of Cash Flows

For the year ended 31 March 2021

Note	2021 HK\$'000	2020 HK\$'000

Notes to the Consolidated Financial Statements

For the year ended 31 March 2021

1 GENERAL INFORMATION

The Company was incorporated and registered as an exempted company with limited liability in Bermuda under the Companies Act 1981 of Bermuda (as amended). Its shares are listed on The Stock Exchange of Hong Kong Limited (the "Hong Kong Stock Exchange") with effect from 9 April 2010. The Company's immediate and ultimate holding company is Man Wah Investments Limited, which is owned by Mr. Wong Man Li and Ms. Hui Wai Hing, directors of the Company.

The Company acts as an investment holding company.

The consolidated financial statements of the Company are presented in thousands of units of Hong Kong dollars ("HK\$'000"), unless otherwise stated, for the convenience of the shareholders as the Company is listed in Hong Kong.

2 SUMMARY OF SIGNIFICANT ACCOUNTING POLICIES

2.1 Basis of preparation

The consolidated financial statements of Man Wah Holdings Limited have been prepared in accordance with all applicable International Financial Reporting Standards ("IFRS") and disclosure requirements of the Hong Kong Companies Ordinance Cap. 622. The consolidated financial statements have been prepared on a historical cost basis, except for the following:

- financial assets at fair value through profit or loss ("FVPL") – measured at fair value; and
- investment properties – measured at fair value.

The preparation of consolidated financial statements in conformity with IFRS requires the use of certain critical accounting estimates. It also requires management to exercise its judgement in the process

2 SUMMARY OF SIGNIFICANT ACCOUNTING POLICIES – continued

2.1 Basis of preparation – continued

(i) *New and amended standards adopted by the Group – continued*

The adoption of the amendments to standards did not have any material impact on the consolidated financial statements for the current year or any prior years.

(ii) *New standards, amendments to standards and interpretations not yet adopted*

Certain new accounting standards and interpretations have been published that are not mandatory for 31 March 2021 reporting period and have not been early adopted by the Group. These standards are not expected to have a material impact on the entity in the current or future reporting periods and on foreseeable future transactions.

Amendments to IFRS 16	COVID-19-related Rental Concession ¹
Amendments to IFRS 9, IAS 39, IFRS 7, IFRS 4 and IFRS 16	Interest Rate Benchmark Reform ²
Amendments to IFRS 37	Onerous Contracts – Cost of Fulfilling a Contract ³
Amendments to IFRS 3	Reference to Conceptual Framework ³
Amendments to IAS 16	Property, Plant and Equipment – Proceeds before Intended Use ³
IFRS 17	Insurance Contract ⁴
Amendments to IAS 1	Presentation of Financial Statements on Classification of Liabilities as Current or Non-current ⁴
Amendments to IFRS 10 and IAS 28	Sale or Contribution of Assets between an Investor and its Associate or Joint Venture ⁵

¹ Effective for annual periods beginning on or after 1 June 2020

² Effective for annual periods beginning on or after 1 January 2021

³ Effective for annual periods beginning on or after 1 January 2022

⁴ Effective for annual periods beginning on or after 1 January 2023

⁵ Effective date to be determined

2.2 Principles of consolidation and equity accounting

(a) *Subsidiaries*

Subsidiaries are all entities (including a structured entity) over which the Group has control. The Group controls an entity when the Group is exposed to, or has rights to, variable returns from its involvement with the entity and has the ability to affect those returns through its power over the entity. Subsidiaries are fully consolidated from the date on which control is transferred to the Group. They are deconsolidated from the date that control ceases.

The acquisition method of accounting is used to account for business combinations by the Group (refer to Note 2.3).

Intercompany transactions, balances and unrealised gains on transactions between Group companies are eliminated. Unrealised losses are also eliminated unless the transaction provides evidence of an impairment of the transferred asset. Accounting policies of subsidiaries have been changed where necessary to ensure consistency with the policies adopted by the Group.

Non-controlling interests in the results and equity of subsidiaries are shown separately in the consolidated statement of comprehensive income, consolidated statement of changes in equity and consolidated statement of financial position respectively.

2 SUMMARY OF SIGNIFICANT ACCOUNTING POLICIES – continued

2.2 Principles of consolidation and equity accounting – continued

(b) Joint arrangements

Under IFRS 11 Joint Arrangements investments in joint arrangements are classified as either joint operations or joint ventures. The classification depends on the contractual rights and obligations of each investor, rather than the legal structure of the joint arrangement. Man Wah Holdings Limited has both joint operations and joint ventures.

Interests in joint ventures are accounted for using the equity method, after initially being recognised at cost in the consolidated statement of financial position.

Under the equity method of accounting, the investments are initially recognised at cost and adjusted thereafter to recognise the Group's share of the post-acquisition profits or losses of the investee in profit or loss, and the Group's share of movements in other comprehensive income of the investee in other comprehensive income. Dividends received or receivable from joint ventures are recognised as a reduction in the carrying amount of the investment.

Where the Group's share of losses in an equity-accounted investment equals or exceeds its interest in the entity, including any other unsecured long-term receivables, the Group does not recognise further losses, unless it has incurred obligations or made payments on behalf of the other entity.

Unrealised gains on transactions between the Group and its joint ventures are eliminated to the extent of the Group's interest in these entities. Unrealised losses are also eliminated unless the transaction provides evidence of an impairment of the asset transferred. Accounting policies of equity-accounted investees have been changed where necessary to ensure consistency with the policies adopted by the Group.

The carrying amount of equity-accounted investments is tested for impairment in accordance with the policy described in Note 2.12.

(c) Changes in ownership interests

The Group treats transactions with non-controlling interests that do not result in a loss of control as transactions with equity owners of the Group. A change in ownership interest results in an adjustment between the carrying amounts of the controlling and non-controlling interests to reflect their relative interests in the subsidiary. Any difference between the amount of the adjustment to non-controlling interests and any consideration paid or received is recognised in a separate reserve within equity attributable to owners of the Company.

When the Group ceases to consolidate or equity account for an investment because of a loss of control, joint control or significant influence, any retained interest in the entity is remeasured to its fair value with the change in carrying amount recognised in profit or loss. This fair value becomes the initial carrying amount for the purposes of subsequently accounting for the retained interest as an associate, joint venture or financial asset. In addition, any amounts previously recognised in other comprehensive income in respect of that entity are accounted for as if the Group had directly

2 SUMMARY OF SIGNIFICANT ACCOUNTING POLICIES – continued

2.3 Business combinations

The acquisition method of accounting is used to account for all business combinations, regardless of whether equity instruments or other assets are acquired. The consideration transferred for the acquisition of a subsidiary comprises the:

- fair values of the assets transferred
- liabilities incurred to the former owners of the acquired business
- equity interests issued by the Group
- fair value of any asset or liability resulting from a contingent consideration arrangement, and
- fair value of any pre-existing equity interest in the subsidiary.

Identifiable assets acquired and liabilities and contingent liabilities assumed in a business combination are, with limited exceptions, measured initially at their fair values at the acquisition date. The Group recognises any non-controlling interest in the acquired entity on an acquisition-by-acquisition basis either at fair value or at the non-controlling interest's proportionate share of the acquired entity's net identifiable assets.

Acquisition-related costs are expensed as incurred.

The excess of the:

- consideration transferred,
- amount of any non-controlling interest in the acquired entity, and
- acquisition-date fair value of any previous equity interest in the acquired entity

over the fair value of the net identifiable assets acquired is recorded as goodwill. If those amounts are less than the fair value of the net identifiable assets of the business acquired, the difference is recognised directly in profit or loss as a bargain purchase.

Where settlement of any part of cash consideration is deferred, the amounts payable in the future are discounted to their present value as at the date of exchange. The discount rate used is the entity's incremental borrowing rate, being the rate at which a similar borrowing could be obtained from an independent financier under comparable terms and conditions. Contingent consideration is classified either as equity or a financial liability. Amounts classified as a financial liability are subsequently remeasured to fair value with changes in fair value recognised in profit or loss.

If the business combination is achieved in stages, the carrying value of the acquirer's previously held equity interest in the acquiree at the acquisition date is remeasured to fair value at the acquisition date. Any gains or losses arising from such remeasurement are recognised in profit or loss.

2 SUMMARY OF SIGNIFICANT ACCOUNTING POLICIES – continued

2.4 Separate financial statements

Investments in subsidiaries are accounted for at cost less impairment. Cost includes direct attributable costs of investment. The results of subsidiaries are accounted for by the Company on the basis of dividend received and receivable.

Impairment testing of the investments in subsidiaries is required upon receiving a dividend from these investments if the dividend exceeds the total comprehensive income of the subsidiary in the period the dividend is declared or if the carrying amount of the investment in the separate financial statements exceeds the carrying amount in the consolidated financial statements of the investee's net assets including goodwill.

2.5 Segment reporting

Operating segments are reported in a manner consistent with the internal reporting provided to the chief operating decision maker ("CODM"). The CODM, who is responsible for allocating resources and assessing performance of the operating segments, has been identified as the Board of Directors (the "Board") that makes strategic decisions.

2.6 Foreign currency translation

(a) *Functional and presentation currency*

Items included in the financial statements of each of the Group's entities are measured using the currency of the primary economic environment in which the entity operates (the "functional currency"). The consolidated financial statements are presented in Hong Kong dollar ("HK\$"), which is the Group's presentation currency.

(b) *Transactions and balances*

Foreign currency transactions are translated into the functional currency using the exchange rates prevailing at the dates of the transactions or valuation where items are re-measured. Foreign exchange gains and losses resulting from the settlement of such transactions and from the translation at year-end exchange rates of monetary assets and liabilities denominated in foreign currencies are recognised in the consolidated statements of comprehensive income.

All foreign exchange gains and losses are presented in the consolidated statement of comprehensive income within "other (losses)/gains, net".

(c) *Group companies*

The results and financial positions of foreign operations (none of which has the currency of a hyper-inflationary economy) that have a functional currency different from the presentation currency are translated into the presentation currency as follows:

- (i) assets and liabilities for each statement of financial position presented are translated at the closing rate at the date of that statement of financial position;

2 SUMMARY OF SIGNIFICANT ACCOUNTING POLICIES – continued

2.6 Foreign currency translation – continued

(c) *on 226 continued*

2 SUMMARY OF SIGNIFICANT ACCOUNTING POLICIES – continued

2.8 Investment properties

Investment property, principally comprising leasehold land and buildings, is held for long-term rental yields or for capital appreciation or both, and that is not occupied by the Group. It also includes properties that are being constructed or developed for future use as investment properties.

Leasehold land is accounted for as investment properties when the rest of the definition of an investment property is met and carried at fair value.

Investment property is initially measured at cost, including related transaction costs and where applicable borrowing costs. After initial recognition, investment properties are carried at fair value, representing open market value determined at each reporting date by external valuers. Fair value is based on active market prices, and adjusted, if necessary, for any difference in the nature, location or condition of the specific asset. If the information is not available, the group uses alternative valuation methods such as recent prices on less active markets or discounted cash flow projections. Changes in fair values are recorded in the income statement as part of a valuation gain or loss in "other (losses)/gains, net".

2.9 Buildings under development for future owner-occupied purpose

When buildings are in the course of development for production or for administrative purposes, the amortisation of prepaid lease payments provided during the construction period is included as part of costs of buildings under construction. Buildings under construction are carried at cost, less any identified impairment losses. Depreciation of buildings commences when they are available for use (i.e. when they

2 SUMMARY OF SIGNIFICANT ACCOUNTING POLICIES – continued

2.11 Intangible assets – continued

(a) *Goodwill – continued*

Intangible assets with finite useful lives that are acquired separately are carried at cost less accumulated amortisation and any accumulated impairment losses. Amortisation for intangible assets with finite useful lives is recognised on a straight-line basis over their estimated useful lives. The estimated useful life and amortisation method are reviewed at the end of each reporting period, with the effect of any changes in estimate being accounted for on a prospective basis.

(b) *Trademarks, technology knowhow and customer relationship*

Separately acquired trademarks are shown at historical cost. Trademarks, technology knowhow and customer relationships acquired in a business combination are recognised at fair value at the acquisition date. They have a finite useful life and are subsequently carried at cost less accumulated amortisation and impairment losses.

(c) *Research and development*

Development costs that are directly attributable to the design and testing of identifiable and unique intangible assets controlled by the Group are recognised as intangible assets where the following criteria are met:

- it is technically feasible to complete the intangible asset so that it will be available for use
- management intends to complete the intangible asset and use or sell it
- there is an ability to use or sell the intangible asset
- it can be demonstrated how the intangible asset will generate probable future economic benefits
- adequate technical, financial and other resources to complete the development and to use or sell the intangible asset are available, and
- the expenditure attributable to the intangible asset during its development can be reliably measured

Directly attributable costs that are capitalised include employee costs and an appropriate portion of relevant overheads.

Capitalised development costs are recorded as intangible assets and amortised from the point at which the asset is ready for use.

Research expenditure and development expenditure that do not meet the criteria above are recognised as an expense as incurred. Development costs previously recognised as an expense are not recognised as an asset in a subsequent period.

2 SUMMARY OF SIGNIFICANT ACCOUNTING POLICIES – continued

2.11 Intangible assets – continued

(d) Amortisation methods and periods

The Group amortises intangible assets with a limited useful life using the straight-line method over the following periods:

Trademarks	10% – 12.5%
Technology knowhow	10%
Customer relationship	10% – 20%

2.12 Impairment of non-financial assets

Goodwill and other intangible assets that have an indefinite useful life are not subject to amortisation and are tested annually for impairment, or more frequently if events or changes in circumstances indicate that they might be impaired. Other assets are tested for impairment whenever events or changes in circumstances indicate that the carrying amount may not be recoverable. An impairment loss is recognised for the amount by which the asset's carrying amount exceeds its recoverable amount. The recoverable amount is the higher of an asset's fair value less costs of disposal and value in use. For the purposes of assessing impairment, assets are grouped at the lowest levels for which there are separately identifiable cash inflows which are largely independent of the cash inflows from other assets or groups of assets (cash-generating units). Non-financial assets other than goodwill that suffered an impairment are reviewed for possible reversal of the impairment at the end of each reporting period.

2.13 Investments and other financial assets

(i) Classification

The Group classifies its financial assets in the following measurement categories:

- those to be measured subsequently at fair value (either through other comprehensive income, or through profit or loss), and
- those to be measured at amortised cost

The classification depends on the entity's business model for managing the financial assets and the contractual terms of the cash flows.

For assets measured at fair value, gains and losses will either be recorded in profit or loss or other comprehensive income. For investments in equity instruments that are not held for trading, this will depend on whether the Group has made an irrevocable election at the time of initial recognition to account for the equity investment at fair value through other comprehensive income ("FVOCI").

The Group reclassifies debt investments when and only when its business model for managing those assets changes.

2 SUMMARY OF SIGNIFICANT ACCOUNTING POLICIES – continued

2.13 Investments and other financial assets – continued

(ii) Recognition and derecognition

Regular way purchases and sales of financial assets are recognised on trade-date, the date on which the group commits to purchase or sell the asset. Financial assets are derecognised when the rights to receive cash flows from the financial assets have expired or have been transferred and the Group has transferred substantially all the risks and rewards of ownership.

(iii) Measurement

At initial recognition, the Group measures a financial asset at its fair value plus, in the case of a financial asset not at fair value through profit or loss (FVPL), transaction costs that are directly attributable to the acquisition of the financial asset. Transaction costs of financial assets carried at FVPL are expensed in profit or loss.

Financial assets with embedded derivatives are considered in their entirety when determining whether their cash flows are solely payment of principal and interest.

Debt instruments

Subsequent measurement of debt instruments depends on the Group's business model for managing

2225Tj/Span#ActualTextREFF0009>BDC ()TjEMC 2.25 0 Td(SAmortsed wost: Asets chat are dheld or)collecion of

2 SUMMARY OF SIGNIFICANT ACCOUNTING POLICIES – continued

2.13 Investments and other financial assets – continued

(iv) Impairment

The Group assesses on a forward-looking basis the expected credit losses (“ECL”) associated with its debt instruments carried at amortised cost and FVOCI. The impairment methodology applied depends on whether there has been a significant increase in credit risk.

For trade and bills receivables, the Group applies the simplified approach permitted by IFRS 9, which requires expected lifetime losses to be recognised from initial recognition of the receivables, see Note 3.1 for further details.

For other financial assets at amortised cost, the Group measures the impairment as either 12-month ECL or lifetime ECL, depending on whether there has been a significant increase in credit risk since initial recognition. If a significant increase in credit risk of a receivable has occurred since initial recognition, then impairment is measured as lifetime ECL.

To assess whether there is a significant increase in credit risk, the Group compares the risk of default as at the reporting date with the risk of default as at the date of initial recognition. It considers available reasonable and supportive forwarding-looking information. Especially the following indicators are incorporated:

- actual or expected significant adverse changes in business, financial or economic conditions that are expected to cause a significant change to the debtors’ ability to meet its obligations
- actual or expected significant changes in the operating results of debtors
- significant increases in credit risk on other financial instruments of the same debtor
- significant changes in the expected performance and behaviour of debtors, including changes in the payment status of the debtor in the Group and changes in the operating results of the debtor

Financial assets are written off when there is evidence indicating that the debtor is in severe financial difficulty and there is no reasonable expectation of recovery of the balances.

2 SUMMARY OF SIGNIFICANT ACCOUNTING POLICIES – continued

2.14 Offsetting financial instruments

Financial assets and liabilities are offset and the net amount reported in the balance sheet when there is a legally enforceable right to offset the recognised amounts and there is an intention to settle on a net basis or realise the asset and settle the liability simultaneously. The legally enforceable right must not be contingent on future events and must be enforceable in the normal course of business and in the event of default, insolvency or bankruptcy of the Company or the counterparty.

2.15 Inventories

Inventories are stated at the lower of cost and net realisable value. Cost is determined using the weighted average method. The cost of finished goods comprises of direct materials, direct labor and an appropriate proportion of variable and fixed overhead expenditure. Costs are assigned to individual items of inventory on the basis of weighted average costs. Net realisable value is the estimated selling price in the ordinary course of business, less applicable variable selling expenses.

2.16 Trade, bills and other receivables

Trade and bills receivables are amounts due from customers for services performed in the ordinary course of business. If collection of trade and bills receivables and other receivables is expected in one year or less (or in the normal operating cycle of the business if longer), they are classified as current assets. If not, they are presented as non-current assets.

Trade, bills and other receivables are recognised initially at fair value and subsequently measured at amortised cost using the effective interest method, less provision for impairment. See Note 22 for further information about the Group's accounting for trade, bills and other receivables and Note 3.1 for a description of the Group's impairment policies.

2.17 Cash and cash equivalents

In the consolidated statement of cash flows, cash and cash equivalents include cash on hand and deposits held at call with banks with original maturities of three months or less.

For the deposits held at call with banks with original maturities of three months or more are classified as "short-term bank deposits".

2.18 Restricted bank balances

Bank deposits which are restricted to use are classified as "restricted cash". Restricted cash are excluded from cash and cash equivalents in the consolidated statement of cash flows.

2 SUMMARY OF SIGNIFICANT ACCOUNTING POLICIES – continued

2.19 Share capital

Ordinary shares are classified as equity. Incremental costs directly attributable to the issue of new shares or options are shown in equity as a deduction, net of tax, from the proceeds.

When any group company purchases the Company's equity share capital (treasury shares), the consideration paid, including any directly attributable incremental costs (net of income taxes) is deducted from equity attributable to owners of the company until the shares are cancelled or reissued.

2.20 Trade, bills and other payables

Trade payables are obligations to pay for goods or services that have been acquired in the ordinary course of business from suppliers. Trade payables are classified as current liabilities if payment is due within one year or less (or in the normal operating cycle of the business if longer). If not, they are presented as non-current liabilities.

Trade, bills and other payables are recognised initially at fair value and subsequently measured at amortised cost using the effective interest method.

2.21 Borrowings

Borrowings are recognised initially at fair value, net of transaction costs incurred. Borrowings are subsequently carried at amortised cost; any difference between the proceeds (net of transaction costs) and the redemption value is recognised in the consolidated statement of comprehensive income over the period of the borrowings using the effective interest method.

Fees paid on the establishment of loan facilities are recognised as transaction costs of the loan to the extent that it is probable that some or all of the facility will be drawn down. In this case, the fee is deferred until the draw-down occurs. To the extent there is no evidence that it is probable that some or all of the facility will be drawn down, the fee is capitalised as a pre-payment for liquidity services and amortised over the period of the facility to which it relates.

Borrowings are removed from the consolidated balance sheet when the obligation specified in the contract is discharged, cancelled or expired. The difference between the carrying amount of a financial liability that has been extinguished or transferred to another party and the consideration paid, including any non-cash assets transferred or liabilities assumed, is recognised in consolidated statement of comprehensive income as other income or finance costs.

2 SUMMARY OF SIGNIFICANT ACCOUNTING POLICIES – continued

2.21 Borrowings – continued

Borrowings are classified as current liabilities unless the Group has an unconditional right to defer settlement of the liability for at least 12 months after the end of the reporting period.

2.22 Borrowing costs

General and specific borrowing costs that are directly attributable to the acquisition, construction or production of a qualifying asset are capitalised during the period of time that is required to complete and prepare the asset for its intended use or sale. Qualifying assets are assets that necessarily take a substantial period of time to get ready for their intended use or sale.

Investment income earned on the temporary investment of specific borrowings pending their expenditure on qualifying assets is deducted from the borrowing costs eligible for capitalisation.

Other borrowing costs are expensed in the period in which they are incurred.

2.23 Current and deferred income tax

The tax expense for the period comprises current and deferred tax. Tax is recognised in the consolidated statement of comprehensive income, except to the extent that it relates to items recognised in other comprehensive income or directly in equity. In this case, the tax is also recognised in other comprehensive income or directly in equity, respectively.

(a) *Current income tax*

The current income tax charge is calculated on the basis of the tax laws enacted or substantively enacted at the balance sheet date in the countries where the Company's subsidiaries and joint ventures operate and generate taxable income. Management periodically evaluates positions taken in tax returns with respect to situations in which applicable tax regulation is subject to interpretation. It establishes provisions where appropriate on the basis of amounts expected to be paid to the tax authorities.

(b) *Deferred income tax* *Inside basis differences*

Deferred income tax is recognised, using the liability method, on temporary differences arising between the tax bases of assets and liabilities and their carrying amounts in the consolidated financial statements. However, deferred tax liabilities are not recognised if they arise from the initial recognition of goodwill, the deferred income tax is not accounted for if it arises from initial recognition of an asset or liability in a transaction other than a business combination that at the time of the transaction affects neither accounting nor taxable profit or loss. Deferred income tax is determined using tax rates (and laws) that have been enacted or substantively enacted by the balance sheet date and are expected to apply when the related deferred income tax asset is realised or the deferred income tax liability is settled.

Deferred income tax assets are recognised only to the extent that it is probable that future taxable profit will be available against which the temporary differences can be utilised.

2 SUMMARY OF SIGNIFICANT ACCOUNTING POLICIES – continued

2.23 Current and deferred income tax – continued

(b) *Deferred income tax – continued*

Outside basis differences

Deferred income tax liabilities are provided on taxable temporary differences arising from investments in subsidiaries and joint ventures, except for deferred income tax liability where the timing of the reversal of the temporary difference is controlled by the Group and it is probable that the temporary difference will not reverse in a foreseeable future. Generally, the Group is unable to control the reversal of the temporary difference for joint ventures. Only when there is an agreement in place that gives the group the ability to control the reversal of the temporary difference in a foreseeable future, deferred tax liability in relation to taxable temporary differences arising from a joint venture's undistributed profits is not recognised.

Deferred income tax assets are recognised on deductible temporary differences arising from investments in subsidiaries and joint ventures only to the extent that it is probable the temporary difference will reverse in the future and there is sufficient taxable profit available against which the temporary difference can be utilised.

2.23 Employees' benefits 7,610 (2020: 7,226) 2,268 0 (Deferred tax) 13.8 (tax) 13.8

2 SUMMARY OF SIGNIFICANT ACCOUNTING POLICIES – continued

2.25 Government grants

Grants from the government are recognised at fair value where there is a reasonable assurance that the grant will be received and the Group will comply with all attached conditions.

Government grants relating to costs are deferred and recognised in the consolidated statement of comprehensive income over the period necessary to match them with the costs that they are intended to compensate. Government grants relating to costs are shown separately as other income.

2.26 Provisions

Provisions are recognised when: the Group has a present legal or constructive obligation as a result of past events; it is probable that an outflow of resources will be required to settle the obligation; and the

2 SUMMARY OF SIGNIFICANT ACCOUNTING POLICIES – continued

2.27 Revenue recognition – continued

(a) *Sales of goods*

The Group is principally engaged in the manufacturing and trading of sofa, ancillary products and chairs and other products. Revenue are recognised when control of the product has transferred, being when the products are delivered to the customers, the customer has accepted the products and there is no unfulfilled obligation that could affect the customers' acceptance of the products. Delivery occurs when the products have been shipped to the specified location and the risk of obsolescence and loss have been transferred to the customers.

Revenue from sales of goods is recognised based on the price specified for each order, net of the provision for customer claims. Accumulated experience is used to estimate and provide for the claims and revenue is only recognised to the extent that it is highly probable that a significant reversal will not occur. Provision for customer claims (included in accruals and other payables) is recognised for expected volume claims payable to customers in relation to sales made until the end of the reporting period.

A receivable is recognised when the goods are delivered as this is the point in time that the consideration is unconditional because only the passage of time is required before the payment is due.

(b) *Sales of residential properties*

Revenue from sales of residential properties is recognised at a point in time when the buyer obtains physical possession of the completed property.

(c) *Service income*

The Group receives a service income for its furniture mall business. Service income is recognised when the services are rendered.

2.28 Leases

Leases are recognised as a right-of-use asset and a corresponding liability at the date at which the leased asset is available for use by the Group.

Contracts may contain both lease and non-lease components. The Group allocates the consideration in the contract to the lease and non-lease components based on their relative stand-alone prices. However, for leases of real estate for which the Group is a lessee, it has elected not to separate lease and non-lease components and instead accounts for these as a single lease component.

Assets and liabilities arising from a lease are initially measured on a present value basis. Lease liabilities include the net present value of the following lease payments:

- fixed payments (including in-substance fixed payments), less any lease incentives receivable



2 SUMMARY OF SIGNIFICANT ACCOUNTING POLICIES – continued

2.29 Dividend distribution

Dividend distribution to the Company's shareholders is recognised as a liability in the Group's financial statements in the period in which the dividends are approved by the Company's shareholders or directors, where appropriate.

2.30 Earnings per share

(i) *Basic earnings per share*

Basic earnings per share is calculated by dividing:

- the profit attributable to owners of the company, excluding any costs of servicing equity other than ordinary shares
- by the weighted average number of ordinary shares outstanding during the financial year, adjusted for bonus elements in ordinary shares issued during the year and excluding treasury shares.

(ii) *Diluted earnings per share*

Diluted earnings per share adjusts the figures used in the determination of basic earnings per share to take into account:

- the after-income tax effect of interest and other financing costs associated with dilutive potential ordinary shares, and
- the weighted average number of additional ordinary shares that would have been outstanding assuming the conversion of all dilutive potential ordinary shares.

2.31 Share-based payments

Share-based compensation benefits are provided to employees via the share options granted to employees.

The fair value of options granted is recognised as an employee benefits expense with a corresponding increase in equity. The total amount to be expensed is determined by reference to the fair value of the options granted:

- including any market performance conditions (e.g. the entity's share price)
- excluding the impact of any service and non-market performance vesting conditions (e.g. profitability, sales growth targets and remaining an employee of the entity over a specified time period), and
- including the impact of any non-vesting conditions (e.g. the requirement for employees to save or hold shares for a specific period of time).

The total expense is recognised over the vesting period, which is the period over which all of the specified vesting conditions are to be satisfied. At the end of each period, the entity revises its estimates of the number of options that are expected to vest based on the non-market vesting and service conditions. It recognises the impact of the revision to original estimates, if any, in profit or loss, with a corresponding adjustment to equity.

3 FINANCIAL RISK MANAGEMENT

The Group's major financial instruments include trade, bills and other receivables, trade, bills and other payables, financial assets at FVPL, cash and cash equivalents, short-term bank deposits, restricted bank balances and bank borrowings. Details of these financial instruments are disclosed in the respective notes. The risks associated with these financial instruments and the policies on how to mitigate these risks are set out below. Management manages and monitors these exposures to ensure appropriate measures are implemented on a timely and effective manner. There has been no change to the Group's exposure to financial risks or the manner in which it manages and measures the risk.

3.1 Financial risk factors

The Group's activities expose it to a variety of financial risks: market risk (including foreign exchange risk, cash flow and fair value interest rate risk), credit risk and liquidity risk. The Group's overall risk management policy focuses on the unpredictability of financial markets and seeks to minimise potential adverse effects on the Group's financial performance.

(a) Market risk

(i) Foreign exchange risk

The Group is exposed to foreign exchange risk arising from various currency exposures, primarily with respect to US Dollars ("US\$") and Renminbi ("RMB"). The Group manages its foreign exchange risks by performing regular review and monitoring its foreign exchange exposure. The Group currently does not have a foreign currency hedging policy. However, management monitors foreign exchange exposure and will consider hedging significant foreign currency exposure should the need arise.

As HK\$ are pegged to US\$, the Group does not have material exchange rate risk on translation between HK\$ and US\$.

At the end of the reporting period, the carrying amount of the Group's monetary assets and monetary liabilities denominated in currencies other than the respective functional currencies of the relevant group entities, expressed in HK\$, are as follows:

Assets

	2021 HK\$'000	2020 HK\$'000
US\$	1,284,884	1,049,615
RMB	17,994	23,021
Euro ("EUR")	40,402	17,648
HK\$	353	9
Other currencies	5,139	13,740

Liabilities

	2021 HK\$'000	2020 HK\$'000
US\$	728,544	462,819
RMB	2,947	2,717
EUR	13,102	8,074
Other currencies	11,864	29,440

Notes to the Consolidated Financial Statements

For the year ended 31 March 2021

3 FINANCIAL RISK MANAGEMENT – continued

3.1 Financial risk factors – continued

(a) Market risk – continued

(i) Foreign exchange risk – continued

The table below illustrates the sensitivity as at the end of the reporting period to a reasonably possible change in the respectively exchange rates against the functional currency of the respective group entities, with all other variables held constant, to the profit for the year ended 31 March 2021, mainly as a result of net foreign exchange impact on translation of trade, bills and other receivables, restricted bank balances, cash and cash equivalents, short-term bank deposits, trade, bills and other payables and bank borrowings denominated in these foreign currencies. 5% is the sensitivity rate used when reporting foreign currency risk internally to key management personnel and represents management's assessment of the reasonably possible change in foreign exchange rates.

	Change in e change rate	Impact on post-ta profit HK\$'000
2021		
If US\$ strengthens/weakens against the functional currencies	+5%/-5%	26,113 higher/lower
If RMB strengthens/weakens against the functional currencies	+5%/-5%	638 higher/lower
2020		
If US\$ strengthens/weakens against the functional currencies	+5%/-5%	32,128 higher/lower
If RMB strengthens/weakens against the functional currencies	+5%/-5%	848 lower/higher

(ii) Cash flow and fair value interest rate risk

Interest rate risk arises from the potential changes in interest rates that may have an adverse effect on the Group's results for the current reporting period and in future years. The Group is exposed to cash flow interest rate risk arising from the volatility of Hong Kong Interbank Offered Rate, Best Lending Rate or Euro Interbank Offered Rate as all bank borrowings, cash and cash equivalents are at floating rates or at prevailing deposit rates. The Group generally does not take Tw 0 -1 cash and cash /ly

3 FINANCIAL RISK MANAGEMENT – continued

3.1 Financial risk factors – continued

(a) *Market risk – continued*

(ii) *Cash flow and fair value interest rate risk – continued*

If interest rates on restricted bank balances and bank balances had been 50 basis points (2020: 50 basis points) higher/lower and all other variables were held constant, the Group's post-tax profit for the year ended 31 March 2021 would increase/decrease by HK\$7,305,000 (2020: HK\$1,336,000). This is mainly attributable to the Group's exposure to interest rates on its variable-rate bank deposits.

If interest rates on bank borrowings had been 50 basis points (2020: 50 basis points) higher/lower and all other variables were held constant, the Group's post-tax profit for the year ended 31 March 2021 would decrease/increase by HK\$9,539,000 (2020: HK\$13,034,000). This is mainly attributable to the Group's exposure to interest rates on its variable-rate bank borrowings.

In the opinion of the directors of the Company, exposure to interest rate on the structured deposits are insignificant due to their short maturity.

(b) *Credit risk*

The credit risk of the Group's financial assets, which mainly comprise trade and bills receivables, deposits and other receivables, financial assets at FVPL, structured deposits, short-term bank deposits, restricted bank balances and cash and cash equivalents, arises from potential default of the counterparties, with maximum exposure equal to the carrying amounts of these instruments.

(i) *Risk management*

As at 31 March 2021 and 2020, substantially all of the cash and bank balances, as detailed in Note 24, are held in banks in China, Macau, Hong Kong, Vietnam and Europe with high credit ratings assigned by international credit-rating agencies. Over 80% (2020: 80%) of the Group's bank balance is deposited into five (2020: five) banks. The directors of the Company anticipated that the related credit risk is limited because the banks are with good reputations.

In order to minimise the credit risk, the Group's current credit practices include assessing the customers' credit reliability and periodic review of their financial status to determine credit limits to be granted. 1% (2020: 14%) and 16% (2020: 32%) of the total trade receivables was due from the Group's largest customer and the five largest customers respectively. Apart from delegating a team for determining the credit limits, credit approval and other monitoring procedures on customers, the Group also explores new markets and new customers in order to minimise the concentration of credit risk. Other than the above, no other concentration of credit risk exists on Group's trade receivables.

In addition, most of the Group's exposure on trade and bills receivables was covered by insurance. The Group has purchased credit insurance from certain insurance corporations on most of the Group's overseas sales to compensate for losses from debts when they become irrecoverable. Credit enhancements, including the credit insurance which is considered to be in substance, an integral part of the contractual terms of trade and bills receivables and the cash flows from credit enhancements are included in the measurement of ECL.

The credit ratings of FVPL are monitored for credit deterioration.

3 FINANCIAL RISK MANAGEMENT – continued

3.1 Financial risk factors – continued

(b) Credit risk – continued

(ii) Impairment of financial assets

Trade and bills receivables arising from contracts with customers

The Group applied IFRS 9 simplified approach to measure expected credit losses which uses a lifetime expected loss allowance for all trade and bills receivable balances. To measure the expected credit losses, trade and bills receivables has been grouped based on shared credit risk characteristics through grouping of various debtors that have similar loss patterns, after considering credit profile of different customers, repayment history and past due status of respective trade and bills receivables. The historical loss rates are adjusted to reflect forward-looking information on macroeconomic factors affecting the ability of the customers to settle the receivables.

For trade and bills receivables relating to debtors which face significant financial difficulties or enter liquidation, they are assessed individually for impairment. Accordingly, the Group provided HK\$2,042,000 for impairment for trade and bills receivables during the year ended 31 March 2021 (2020: HK\$3,527,000) for these debtors. Trade and bills receivables of HK\$6,697,000 has been provided for as at 31 March 2021 (2020: HK\$4,540,000).

The Group has assessed the loss allowance of the remaining trade and bills receivables and the directors are of the opinion that the risk of default by these customers is not significant, taking into account forward-looking information on macroeconomics factors. Therefore, expected credit loss rate and provision for impairment of the remaining trade and bills receivables is assessed to be insignificant.

Other financial assets at amortised cost

Based on the impairment assessment performed by the Group, the management of the Group considers the expected credit loss rate of other financial assets at amortised cost to be immaterial under the 12 months ECL method. Thus, no provision for impairment for other financial assets at amortised cost is provided as at 31 March 2021 (2020: Nil).

Liquidity risk management

In managing of the liquidity risk, the Group monitors and maintains a level of cash and cash equivalents deemed adequate by management to finance the Group's operations and mitigate the effects of fluctuations in cash flows. Management monitors the utilisation of borrowings on a regular basis.

3 FINANCIAL RISK MANAGEMENT – continued

3.1 Financial risk factors – continued

Liquidity risk management – continued

The table below analyses the Group's financial liabilities into relevant maturity groupings based on the



Notes to the Consolidated Financial Statements

For the year ended 31 March 2021

3

4 CRITICAL ACCOUNTING ESTIMATES AND ASSUMPTIONS

The preparation of the consolidated financial statements requires the use of accounting estimates which, by definition, will seldom equal the actual results. Management also needs to exercise judgement in applying the group's accounting policies.

Estimates and judgements are continually evaluated. They are based on historical experience and other factors, including expectations of future events that may have a financial impact on the entity and that are believed to be reasonable under the circumstances.

Key sources of estimation uncertainty

The following are the key assumptions concerning the future, and other key sources of estimation uncertainty at the end of the reporting period, that have a significant risk of causing a material adjustment to the carrying amounts of assets and liabilities within the next financial year.

(i) *Estimated impairment of goodwill*

4 CRITICAL ACCOUNTING ESTIMATES AND ASSUMPTIONS – continued

Critical judgments in applying accounting policies

The followings are the critical judgments, apart from those involving estimations (see below), that the directors of the Company have made in the process of applying the Group's accounting policies and that have the most significant effect on the amounts recognised in the consolidated financial statements.

(iii) Control over investees accounted for as subsidiaries

Certain entities are considered to be subsidiaries of the Company despite the interest therein are not more than 50% of the issued share capital of the relevant entities. Based on the contractual power pursuant to the relevant shareholders' agreement between the Group and the other shareholders, the Group has the majority voting power in the Board of Directors in the respective investees, by which the relevant activities that significantly affect the return of the investee are determined, and hence has control over these investees. Accordingly, those entities are accounted for as subsidiaries of the Company.

(iv) Recognition of deferred taxation

At 31 March 2021, the Group provided for deferred tax liabilities of approximately HK\$34,619,000 (2020: HK\$31,798,000) in relation to the earnings expected to be distributed from the certain subsidiaries. Deferred tax liabilities have not been provided on the distributable profits of subsidiaries that the Group plans to retain in the respective entities for their daily operations and future developments. In case where the actual distribution of profits are larger than expected, material tax liabilities will arise, which will be recognised in the profit or loss for the period in which such profits are distributed or the future development plan of the Group changed, whichever is earlier.

No deferred tax assets have been recognised in respect of the unused tax losses of approximately HK\$174,539,000 (2020: HK\$277,107,000) due to the unpredictability of future profit streams. The realisability of the deferred tax asset mainly depends on whether sufficient future profits or taxable temporary differences will be available in the future. In cases where the actual future profits generated are less than or more than expected, a material reversal or recognition of deferred tax assets may arise, which would be recognised in profit or loss for the period in which such a reversal or recognition takes place.

5 SEGMENT INFORMATION

The Group's operating and reportable segments, based on information reported to the Company's executive directors, being the chief operating decision makers of the Group, in respect of the Group's performance regarding different products and different markets, are as follows:

- | | | |
|-----------------------------|---|--|
| Sofa and ancillary products | - | manufacture and distribution of sofas and ancillary products through wholesale and distributors other than those by Home Group Ltd and its subsidiaries ("Home Group") |
| Other products | - | manufacture and distribution of chairs and other products to commercial clients, mattresses, smart furniture spare parts and metal mechanism for recliners etc. |
| Other business | - | sales of residential properties, hotel operation and furniture mall business |
| Home Group business | - | manufacture and distribution of sofas and ancillary products by Home Group |

The sofa and ancillary products segment includes a number of sales operation in various locations, each of which is considered as a separate operating segment by the executive directors. For segment reporting, these individual operating segments have been aggregated into a single reportable segment in order to present a more systematic and structured segment information on the performance of different type of products.

The Company's executive directors make decisions based on the operating results of each segment and review reports on the aging analysis of trade and bills receivables and expected usage of inventories of the Group as a whole. No information of segment assets and liabilities is reviewed by the Company's executive directors for the assessment of performance of operating segments. Therefore, only the segment revenue and segment results are presented.

The accounting policies of the operating segments are the same as the Group's accounting policies. There is a change in measurement method for segment results, which represent the profit before income tax earned by

Notes to the Consolidated Financial Statements

For the year ended 31 March 2021

5 SEGMENT INFORMATION – continued Segment revenues and results

The information of segment revenue and segment results are as follows:

For the year ended 31 March 2021

5 SEGMENT INFORMATION – continued

Segment revenues and results – continued

For the year ended 31 March 2020

	Sofa and ancillary products HK\$'000	Other products HK\$'000	Other business HK\$'000	Home Group business HK\$'000	Total HK\$'000
REVENUE					
External sales	<u>8,155,269</u>	<u>2,453,102</u>	<u>791,812</u>	<u>744,116</u>	<u>12,144,299</u>
RESULTS					
Segment results	<u>1,611,962</u>	<u>464,558</u>	<u>289,845</u>	<u>41,286</u>	2,407,651
Other income					413,794
Share of results of joint ventures					805
Exchange gains, net					68,000
Fair value losses on investment properties					(4,569)
Loss from change in fair value of financial assets at FVPL					(1,746)
Finance costs					(155,947)
Unallocated expenses					<u>(618,744)</u>
Profit before income tax					<u>2,109,244</u>

Notes to the Consolidated Financial Statements

For the year ended 31 March 2021

5 SEGMENT INFORMATION – continued

Other information

	Sofa and ancillary products HK\$'000	Other products HK\$'000	Other business HK\$'000	Home Group business HK\$'000	Total HK\$'000
Amounts included in the measure of segment result:					
For the year ended 31 March 2021					
Loss/(gain) on disposal of property, plant and equipment	383	508		(199)	692
Depreciation and amortisation	358,296	64,663	36,947	33,888	493,794
Provision for impairment of trade and bills receivables		1,698		344	2,042
Reversal of impairment of inventories	(17,634)			(398)	(18,032)
	Sofa and ancillary products HK\$'000	Other products HK\$'000	Other business HK\$'000	Home Group business HK\$'000	Total HK\$'000

Amounts included in the measure of segment result:

For the year ended 31 March 2020

Loss/(gain) on disposal of property, plant and equipment	3,336	(472)	–	(113)	2,751
Depreciation and amortisation	304,328	58,676	6,318	32,547	401,869
Provision for impairment of trade and bills receivables	–	1,775	–	1,752	3,527
Provision for/(reversal of) impairment of inventories	24,867	–	–	(469)	24,398

Notes to the Consolidated Financial Statements

For the year ended 31 March 2021

5 SEGMENT INFORMATION – continued Disaggregation of revenue from contracts with customers

Segments	For the year ended 31 March 2021				Total HK\$'000
	Sofa and ancillary products HK\$'000	Other products HK\$'000	Other business HK\$'000	Home group business HK\$'000	
Types of goods or service					
Manufacture and distribution of goods recognised at a point in time					
Sofa and ancillary products	11,723,615			764,072	12,487,687
Residential properties			168,705		168,705
Chairs, mattresses, smart furniture spare parts		2,218,494			2,218,494
Metal mechanism for recliners		1,460,155			1,460,155
Other products to commercial clients		29,417			29,417
	11,723,615	3,708,066	168,705	764,072	16,364,458
Service income – recognised over time			69,613		69,613
Total	11,723,615	3,708,066	238,318	764,072	16,434,071
Geographical markets					
North America	4,374,286	205,183			4,579,469
PRC (including Hong Kong and Macau)	6,851,748	3,123,830	238,318		10,213,896
Europe	185,183	101,587		764,072	1,050,842
Others	312,398	277,466			589,864
Total	11,723,615	3,708,066	238,318	764,072	16,434,071

5 SEGMENT INFORMATION – continued

Disaggregation of revenue from contracts with customers – continued

Segments	For the year ended 31 March 2020				Total HK\$'000
	Sofa and ancillary products HK\$'000	Other products HK\$'000	Other business HK\$'000	Home group business HK\$'000	
Types of goods or service					
Manufacture and distribution of goods recognised at a point in time					
Sofa and ancillary products	8,155,269			744,116	8,899,385
Residential properties			748,576		748,576
Chairs, mattresses, smart furniture spare parts		1,239,786			1,239,786
Metal mechanism for recliners		1,150,718			1,150,718
Other products to commercial clients		62,598			62,598

Notes to the Consolidated Financial Statements

For the year ended 31 March 2021

7 OTHER (LOSSES)/GAINS, NET

	2021 HK\$'000	2020 HK\$'000
Exchange (losses)/gains, net	(28,864)	68,000
Fair value gains/(losses) on investment properties	238	(4,569)
Loss on disposal of property, plant and equipment	(692)	(2,751)
Impairment provision for trade and bills receivables	(2,042)	(3,527)
Losses from changes in fair value of financial assets at FVPL	(61,793)	(1,746)
Others	(560)	1,317
	(93,713)	56,724

8 EXPENSES BY NATURE

	2021 HK\$'000	2020 HK\$'000
Cost of inventories	8,600,806	7,702,202
Auditor's remuneration (including non-audit services)	3,890	3,918
Amortisation of intangible assets (Note 17)	33,438	32,224
Depreciation of property, plant and equipment (Note 14)	389,891	278,312
Depreciation of right-of-use assets (Note 16)	70,465	91,333
Employee benefit expenses (including directors' emoluments) (Note 10)	2,491,708	1,729,151
Short-term lease payment	40,990	19,318
(Reversal of)/provision for impairment of inventories	(18,032)	24,398
Legal and professional fee	49,430	31,241

9 FINANCE COSTS

	2021 HK\$'000	2020 HK\$'000



Notes to the Consolidated Financial Statements

For the year ended 31 March 2021

10 EMPLOYEE BENEFIT EXPENSES (INCLUDING DIRECTORS' EMOLUMENTS) – continued

(b) Five highest paid individuals – continued

	2021 HK\$'000	2020 HK\$'000
Their emoluments were within the following bands:		
HK\$3,000,001 to HK\$3,500,000		1
HK\$3,500,001 to HK\$4,000,000		1
HK\$5,000,001 to HK\$5,500,000		1
HK\$6,000,001 to HK\$6,500,000	1	–
HK\$8,000,001 to HK\$8,500,000	1	–
HK\$9,500,001 to HK\$10,000,000	1	–
HK\$17,500,001 to HK\$18,000,000	1	–
HK\$20,000,001 to HK\$20,500,000		1
	4	4

11 INCOME TAX EXPENSE

	2021 HK\$'000	2020 HK\$'000
Current income tax:		
PRC Corporate Income Tax ("PRC CIT")	314,152	305,061
PRC Withholding Income Tax	27,900	15,997
PRC Land Appreciation Tax ("PRC LAT")	17,336	87,468
U.S. Federal and State Corporate Income Taxes ("U.S. CIT")	1,252	1,425
Others	6,397	14,292
Deferred tax credit	(33,057)	(7,442)
Under-provision in prior years	2,928	446
	336,908	417,247

Under the Law of the PRC on Enterprise Income Tax (the "EIT Law") and Implementation Regulations of the EIT Law, the tax rate of the PRC subsidiaries is 25% for both years, except for a PRC subsidiary of the Company, carrying out business in the western region of the PRC, which qualifies for the preferential tax rate of 15%.

The EIT Law imposes withholding tax upon the distribution of the profits earned by the Company's PRC subsidiaries on or after 1 January 2008 to their non-resident shareholders, details of which are set in Note 19.

The U.S. CIT charge comprises federal income tax calculated at 21% (2020: 21%) and state income tax calculated from 0% to 9% (2020: 0% to 9%) on the estimated assessable profits of the subsidiary of the Company which was incorporated in the U.S..

As stated on Decree Law No. 58/99/M, Chapter 2, Article 12, dated 18 October 1999, the Group's Macau subsidiary is exempted from Macao Complementary Tax until 31 December 2020. Since 1 January 2021, the Group's Macau subsidiary has been subject to Macao Complementary Tax at a rate of 12% on the assessable income.

11 INCOME TAX EXPENSE – continued

The taxation on the Group's profit before income tax differs from the theoretical amount that would arise using PRC CIT rate as follows:

	2021 57,351) HK\$'000	2020 HK\$'000
Profit before income tax	2,360,314	2,109,244
Tax calculated at the PRC CIT rate of 25% (2020: 25%)	590,079	527,311
Effect of different tax rates of subsidiaries operating in other jurisdiction and preferential tax rate	(172,841)	(158,966)
Income not subject to tax	(51,493)	(23,147)
Expenses not deductible for tax purposes	9,452	35,996
Tax losses for which no deferred income tax asset was recognised	22,189	18,762
Utilisation of tax losses previously not recognised	(50,514)	(8,487)
Tax effect of profit of a subsidiary under tax exemption	(54,456)	(57,351)
Provision for PRC Withholding Income Tax	29,989	17,284
Provision for PRC LAT	17,336	87,467
Tax effect of PRC LAT	(4,334)	(21F0re368.504 420.4

Notes to the Consolidated Financial Statements

For the year ended 31 March 2021

12 EARNINGS PER SHARE

Profit per share is computed as follows:

	2021	2020
Basic		
Profit attributable to equity owners of the Company for the year (HK\$'000)	1,924,513	1,638,069
Weighted average outstanding ordinary share, in thousands	3,829,383	3,819,581
Basic earnings per share for the year in HK cents	50.26	42.89
Diluted		
Profit attributable to equity owners of the Company for the year (HK\$'000)	1,924,513	1,638,069
Weighted average outstanding ordinary share, in thousands	3,829,383	3,819,581
Effect of dilutive potential ordinary shares on exercise of share options	12,014	1,106
Weighted average outstanding ordinary shares after assuming dilution, in thousands	3,841,397	3,820,687
Diluted earnings per share for the year in HK cents	50.10	42.87

13 DIVIDENDS

During the year, the Company recognised the following dividends as distribution:

	2021 HK\$'000	2020 HK\$'000
Final dividend for 2020 of HK\$0.12 (2020: HK\$0.06 for 2019) per share	455,936	229,399
Interim dividend for 2021 of HK\$0.1 (2020: HK\$0.07 for 2020) per share	380,360	267,095
	836,296	496,494

A final dividend of HK\$0.16 per share in respect of the year ended 31 March 2021, amounting to approximately HK\$633,519,000, to be paid to the shareholders of the Company whose names appear on the Company's register of members on 12 July 2021, has been proposed by the board of directors and is subject to approval by the shareholders in the forthcoming annual general meeting.

Notes to the Consolidated Financial Statements

For the year ended 31 March 2021

Notes to the Consolidated Financial Statements

For the year ended 31 March 2021

15 INVESTMENT PROPERTIES

	HK\$'000
At 1 April 2019	485,110
Exchange adjustments	(25,326)
Fair value losses	(4,569)
	<hr/>
At 31 March 2020	455,215
Transfer to property, plant and equipment	(6,255)
Exchange adjustments	32,869
Fair value gains	238
	<hr/>
At 31 March 2021	<u>482,067</u>

All of the Group's property interests held to earn rentals or for capital appreciation purposes are measured using the fair value model and are classified and accounted for as investment properties.

The fair value measurement for all of the Group's investment properties are categorised as level 3. The fair values were determined by the directors of the Company with reference to professional valuations carried out by Cushman & Wakefield (2020: Cushman & Wakefield). The fair values were determined by market approach and income approach. The market approach makes reference to the market evidence of transaction prices for similar properties in the same locations and conditions and adjusted for a number of factors, including differences in location within the city, size, building age, etc., between the comparable properties and the subject matters. Income method capitalises the net income from existing tenancies with due allowance for reversionary income potential at appropriate capitalisation rates for individual properties.

In estimating the fair value of the properties, the highest and best use of the properties is their current use.

There has been no change to the valuation technique or level of fair value hierarchy during the year.

During the year ended 31 March 2021, the Group transferred certain investment properties with a fair value of HK\$6,255,000 to property, plant and equipment (2020: Nil).

15 INVESTMENT PROPERTIES – continued

The carrying value of investment properties shown above comprises:

	2021 HK\$'000	2020 HK\$'000
Investment properties on lands under medium-term lease:		
– in Hong Kong	49,100	48,500
– in Macau	6,600	6,600
– in PRC	369,568	341,045
	425,268	396,145
Investment properties on freehold land in Ukraine	56,799	59,070
	482,067	455,215

The Group's policy is to recognise transfers into and transfers out of fair value hierarchy levels as at the end of the reporting period.

There were no transfers into or out of Level 3 for fair value measurements during the year.

16 LEASE

This note provides information on leases where the Group is a lessee.

(i) Amounts recognised in the consolidated statement of financial position

The consolidated statement of financial position shows the following amounts relating to leases:

	2021 HK\$'000	2020 HK\$'000
Right-of-use assets		
Land use rights*	2,279,764	2,172,747
Retail stores	22,922	25,890
Office premises	15,008	21,034
Warehouses	6,378	8,847
	2,324,072	2,228,518
Lease liabilities		
Current	26,419	28,755
Non-current	20,308	29,533
	46,727	58,288

* The Group has land lease arrangements with Mainland China and Vietnam governments.

Additions to the right-of-use assets during the year ended 31 March 2021 were approximately HK\$20,454,000 (2020: HK\$69,188,000).

Notes to the Consolidated Financial Statements

For the year ended 31 March 2021

17 GOODWILL AND OTHER INTANGIBLE ASSETS

	Goodwill HK\$'000	Trademarks HK\$'000	Technolog knowhow HK\$'000	Customer relationship HK\$'000	Total HK\$'000
Cost					
At 1 April 2019	525,904	33,409	130,457	119,308	809,078
Additions	–	4,966	–	–	4,966
Acquired on acquisition of subsidiaries	19,275	721	–	–	19,996
Exchange adjustments	(21,131)	(705)	(4,112)	(5,076)	(31,024)
At 31 March 2020	524,048	38,391	126,345	114,232	803,016
Additions	13,286	379	–	–	13,665
Exchange adjustments	23,185	1,191	8,641	8,432	41,449
At 31 March 2021	560,519	39,961	134,986	122,664	858,130
Accumulated amortisation					
At 1 April 2019	–	3,927	29,353	27,861	61,141
Exchange adjustments	–	(165)	(1,141)	(1,531)	(2,837)
Charge for the year	–	3,821	12,850	15,553	32,224
At 31 March 2020	–	7,583	41,062	41,883	90,528
Exchange adjustments	–	415	2,929	3,784	7,128
Charge for the year	–	4,191	13,378	15,869	33,438
At 31 March 2021	–	12,189	57,369	61,536	131,094
Carrying value					
At 31 March 2021	560,519	27,772	77,617	61,128	727,036
At 31 March 2020	524,048	30,808	85,283	72,349	712,488

For the purposes of impairment testing, goodwill has been allocated to an individual CGU in the manufacture and distribution of sofas by Home Group, the production and sale of metal components for furniture business by Jiangsu Yulong Intelligent Technology Co., Limited (“Jiangsu Yulong”), the manufacture and sale of sofas by Beyond Excel Holdings Limited and its wholly owned subsidiary, Timberland Company Limited (“Beyond Excel Group”), the distribution of sofas by Shanghai Qingzhu Trading Limited (“Shanghai Qingzhu”) and the manufacture and distribution of furniture by Huizhou City Pulini Home Furnishing Co. Limited (“Huizhou Pulini”). During the year ended 31 March 2021, the directors of the Company determine that there are no impairment of these CGUs.

17 GOODWILL AND OTHER INTANGIBLE ASSETS – continued

The carrying amounts of goodwill (net of accumulated impairment losses) allocated to these units are as follows:

	Goodwill	
	2021 HK\$'000	2020 HK\$'000
Manufacture and distribution of sofas by Home Group	138,208	135,153
Sale of metal components for furniture business by Jiangsu Yulong Intelligent Technology Co., Limited	232,230	214,103
Manufacture and distribution of sofas by Beyond Excel Group	156,260	155,860
Distribution of other products by Shanghai Qingzhu	20,535	18,932
Manufacture and distribution of furnitures by Huizhou Pulini	13,286	–
	560,519	524,048

The recoverable amounts of the CGUs have been determined based on value in use calculations, using cash flow projections based on business forecasts approved by management covering a 5-year period, and pre-tax discount rate of 18%, 18%, 20%, 18% and 18% for Home Group, Jiangsu Yulong, Beyond Excel Group, Shanghai Qingzhu and Huizhou Pulini, respectively. The CGU's cash flows beyond the 5-year period are extrapolated at 2%, 3%, 3%, 3% and 3% growth rate for Home Group, Jiangsu Yulong, Beyond Excel Group, Shanghai Qingzhu and Huizhou Pulini, respectively. These growth rates are based on the directors' best estimate on the average growth rate of the industry. Other key assumptions for the value in use calculations relate to the estimation of cash inflows/outflows which include budgeted sales and gross margin, such estimation is based on the past performance and management's expectations for the market development.

Notes to the Consolidated Financial Statements

For the year ended 31 March 2021

18 INTERESTS IN JOINT VENTURES – continued

As at 31 March 2021 and 2020, the Group had interests in the following joint ventures:

Name of joint ventures	Form of business structure	Principal place of business and place of incorporation	Effective equity interest and voting power indirectly held by the Group		Principal activities
			2021	2020	
深圳華生大家居集團有限公司	Limited liability	The PRC	27%	27%	Manufacturing and trading of bedding products
上海濠裝網絡科技有限公司	Limited liability	The PRC	45%	30%	Promotion and marketing

19 DEFERRED TAXATION

	2021 HK\$'000	2020 HK\$'000
Deferred tax assets	(42,678)	(12,031)
Deferred tax liabilities	128,854	128,896
	86,176	116,865

The following are the major deferred tax liabilities/(assets) recognised by the Group and movements thereon during the year:

	Withholding tax HK\$'000	Accelerated tax depreciation HK\$'000	Fair value change in relation to properties HK\$'000 (Note)	Inventor provision HK\$'000	Fair value adjustments on business combination HK\$'000	Tax losses HK\$'000	Total HK\$'000
At 1 April 2019	31,102	2,175	29,673	(1,267)	64,695	-	126,378
Exchange adjustments	(591)	(185)	(753)	240	(782)	-	(2,071)
Charge/(credit) to profit or loss	1,287	(2,329)	(1,520)	(4,880)	-	-	(7,442)
At 31 March 2020	31,798	(339)	27,400	(5,907)	63,913	-	116,865
Exchange adjustments	733	618	935	(530)	164	448	2,368
Charge/(credit) to profit or loss	2,088	3,417	-	6,202	(4,739)	(40,025)	(33,057)
At 31 March 2021	34,619	3,696	28,335	(235)	59,338	(39,577)	86,176

19 DEFERRED TAXATION – continued

The Group recognised deferred income tax assets of HK\$39,577,000 (2020: Nil) in respect of tax losses amounting to approximately HK\$160,098,000 (2020: Nil) which could be carried forward to offset future taxable income.

The Group had remaining unused tax losses of HK\$174,539,000 (2020: HK\$277,107,000) as at 31 March 2021 available for offset against future profits. Most of the unused tax losses will expire in various dates in the next five years.

Withholding tax is imposed on dividends declared in respect of profits earned by the subsidiaries in the PRC and some European countries. Except for deferred tax liability of HK\$34,619,000 (2020: HK\$31,798,000) which has been recognised, deferred taxation has not been recognised in the consolidated financial statements in respect of temporary differences attributable to accumulated profits of subsidiaries amounting to HK\$5,090,183,000 (2020: HK\$3,883,690,000) as at 31 March 2021 as the Group is able to control the timing of the reversal of the temporary differences and it is probable that the temporary differences will not reverse in the foreseeable future.

Note: Amounts included deferred tax on fair value change in investment properties and property, plant and equipment upon its transfer to investment properties.

20 INVENTORIES

	2021 HK\$'000	2020 HK\$'000
Raw materials	613,442	678,021
Work-in-progress	510,212	332,305
Finished goods	879,951	522,667
	2,003,605	1,532,993

21 PROPERTIES UNDER DEVELOPMENT

	HK\$'000
At 1 April 2019	433,471
Additions	88,001
Transferred from right-of-use assets	155,501
Transferred from construction in progress	11,589
Transferred to properties held for sale	(518,014)
Exchange adjustments	(21,138)
At 31 March 2020	149,410
Additions	2,373
Exchange adjustments	12,715
At 31 March 2021	164,498

The balance as at 31 March 2021 and 2020 is the land and development cost of properties under development located at Chongqing, the PRC (2020: Wujiang and Chongqing, the PRC), which are expected to be completed within one year from 31 March 2021.

23 FINANCIAL ASSETS AT FAIR VALUE THROUGH PROFIT OR LOSS

	2021 HK\$'000	2020 HK\$'000
Non-current asset		
Unlisted equity investment	<u>1,894</u>	<u>-</u>
Current assets		
Listed debentures (Note)	<u>372,750</u>	<u>204,682</u>
Total	<u>372,750</u>	<u>204,682</u>

Notes to the Consolidated Financial Statements

For the year ended 31 March 2021

25 TRADE AND OTHER PAYABLES AND ACCRUALS

	2021 HK\$'000	2020 HK\$'000
Trade payables		
Trade and bills payables	<u>971,142</u>	<u>967,090</u>
Other payables and accruals		
Accruals	567,021	367,023
Payables for acquisition of property, plant and equipment	46,658	18,095
Others payable	<u>133,204</u>	<u>67,042</u>
	<u>746,883</u>	<u>452,160</u>

The credit period on purchases of goods generally ranges from 30 to 60 days.

The aging analysis of the Group's trade and bills payables presented based on the invoice date at the end of the reporting period is as follows:

	2021 HK\$'000	2020 HK\$'000
0 – 90 days	969,227	966,854
91 – 180 days	1,856	175
Over 180 days	<u>59</u>	<u>61</u>
	<u>971,142</u>	<u>967,090</u>

26 CONTRACT LIABILITIES

	2021 HK\$'000	2020 HK\$'000
Sales of sofas	347,858	234,702
Sales of properties under development	<u>15,287</u>	<u>26,154</u>
	<u>363,145</u>	<u>260,856</u>

For sales of sofas, the contract liabilities recorded at the beginning of the year had been fully recognised as revenue during the year. The management expects that the unsatisfied performance obligations will be recognised as revenue within one year according to the contract period.

For sales of properties under development, revenue was fully recognised during the year from the contract liabilities recorded at the beginning of the year. The management expects that the unsatisfied performance obligations will be recognised as revenue within one year according to the contract period.

27 BANK BORROWINGS

	2021 HK\$'000	2020 HK\$'000
Secured (Note)	2,447	10,792
Unsecured	3,587,462	3,968,493
	3,589,909	3,979,285
The carrying amounts of the above borrowings are repayable:		
Within one year	3,588,713	3,277,499
Within a period of more than one year but not exceeding two years	721	701,581
Within a period of more than two years but not exceeding five years	475	205
	3,589,909	3,979,285
Less: Amounts due within one year shown under current liabilities	(3,588,713)	(3,277,499)
Amounts shown under non-current liabilities	1,196	701,786

The Group's bank borrowings are denominated in HK\$, RMB and US\$, and carry interest at fixed and variable rates. The fixed rates range from 0.71% to 3.92% (2020: 3.60% to 4.35%). The variable rates are subject to either i) the higher of Hong Kong Interbank Offered Rate plus a spread, ranging from 1.01% to 1.99% (2020: 2.58% to 3.56%), and best lending rate quoted by the Hongkong and Shanghai Banking Corporation Limited ("Best Lending Rate") plus 1% or ii) Euro Interbank Offered Rate plus a spread, ranging from 1.59% to 2.80% (2020: 2.10% to 3.15%). The weighted average effective interest rate of the above variable-rate and fixed-rate bank borrowings was 1.20% to 2.86%, respectively (2020: 3.01% to 4.09%) per annum.

Note: At the end of the reporting period, the following assets are pledged against the Group's secured bank borrowings:

	2021 HK\$'000	2020 HK\$'000
Property, plant and equipment	3,755	25,880
Inventories		13,041
	3,755	38,921

Notes to the Consolidated Financial Statements

For the year ended 31 March 2021

28 SHARE CAPITAL

	Number of shares In thousands	Amounts HK\$'000
Authorised:		
<i>Ordinary shares:</i>		
At 1 April 2019, 31 March 2020 and 31 March 2021		
– HK\$0.40 each	5,000,000	2,000,000
		HK\$'000
Issued and full paid:		
At 1 April 2019	3,823,123	1,529,249
Repurchase of shares (Note (a))	(33,003)	(13,201)
Exercise of share options	5,820	2,328
At 31 March 2020	3,795,940	1,518,376
Issuance of ordinary shares (Note (b))	150,000	60,000
Exercise of share options	12,855	5,142
At 31 March 2021	3,958,795	1,583,518

Notes:

- (a) During the year ended 31 March 2020, 33,003,600 ordinary shares of the Company of HK\$0.40 each were repurchased at a price ranging from HK\$3.73 to HK\$6.53 per share. All shares repurchased have been cancelled during the year ended 31 March 2020.
- (b) During the year ended 31 March 2021, 150,000,000 ordinary shares of the Company of HK\$0.40 each were issued at a price of HK\$15.85 per share. The related transaction costs of HK\$14,793,000 have been netted off against share premium.



Notes to the Consolidated Financial Statements

For the year ended 31 March 2021

29 SHARE OPTION SCHEMES AND SHARE AWARD SCHEME – continued

Share option schemes – continued

Details of outstanding share options granted by the Company as at 31 March 2021 and 2020 are as follows:

Date of grant	Exercise period	Number of share options granted (Note)	Adjusted number of share options granted	Exercise price HK\$	Fair value as at date of grant HK\$'000
13.1.2017	13.1.2019 – 12.1.2021	2,554,400	N/A	5.17	3,166
	13.1.2020 – 12.1.2022	2,552,800	N/A	5.17	3,838
	13.1.2021 – 12.1.2023	2,556,400	N/A	5.17	4,367
12.2.2018	12.2.2020 – 11.2.2022	2,052,800	N/A	7.18	3,329
	12.2.2021 – 11.2.2023	2,032,000	N/A	7.18	3,751
	12.2.2022 – 11.1.2024	1,841,200	N/A	7.18	3,765
28.1.2019	28.1.2021 – 27.1.2023	4,983,600	N/A	3.91	4,205
	28.1.2022 – 27.1.2024	4,974,800	N/A	3.91	4,103
	28.1.2023 – 27.1.2025	4,760,800	N/A	3.91	3,921
17.1.2020	17.1.2022 – 16.1.2024	2,268,400	N/A	6.53	4,715
	17.1.2023 – 16.1.2025	2,209,600	N/A	6.53	4,965
	17.1.2024 – 16.1.2026	1,910,000	N/A	6.53	4,771
3.2.2021	3.2.2023 – 2.2.2025	1,605,600	N/A	19.78	7,971
	3.2.2024 – 2.2.2026	1,535,200	N/A	19.78	7,667
	3.2.2025 – 2.2.2027	1,244,400	N/A	19.78	6,295

29 SHARE OPTION SCHEMES AND SHARE AWARD SCHEME – continued

Share option schemes – continued

The following tables disclose details of movements of the Company's share options held by directors and employees during the current and prior years:

Date of grant	Vesting period	Number of share options							
		Outstanding at 1.4.2019	Granted during the ear	Lapsed during the ear	Outstanding at 31.3.2020	Granted during the ear	Lapsed/ forfeited during the ear	Outstanding at 31.3.2021	
Directors									
10.2.2015	10.2.2015 – 9.2.2018	276,800	-	-	(276,800)	-	-	-	-
26.1.2016	26.1.2016 – 25.1.2018	223,200	-	-	(223,200)	-	-	-	-
	26.1.2016 – 25.1.2019	222,400	-	-	-	222,400	-	-	(222,400)
27.1.2016	27.1.2016 – 26.1.2019	252,000	-	-	-	252,000	-	-	(252,000)
26.5.2016	26.5.2016 – 25.5.2018	400,000	-	-	(400,000)	-	-	-	-
13.1.2017	13.1.2017 – 12.1.2019	233,600	-	-	-	233,600	-	-	(233,600)
	13.1.2017 – 12.1.2020	233,600	-	-	-	233,600	-	-	(59,200)
	13.1.2017 – 12.1.2021	232,400	-	-	-	232,400	-	-	(59,200)
12.2.2018	12.2.2018 – 11.2.2020	162,800	-	(24,000)	-	138,800	-	-	(42,400)
	12.2.2018 – 11.2.2021	162,800	-	(24,000)	-	138,800	-	-	(42,400)
	12.2.2018 – 11.1.2022	160,000	-	(23,200)	-	136,800	-	-	-
28.1.2019	28.1.2019 – 27.1.2021	316,400	-	(138,000)	-	178,400	-	-	(95,200)
	28.1.2019 – 27.1.2022	316,400	-	(138,000)	-	178,400	-	-	-
	28.1.2019 – 27.1.2023	315,200	-	(137,200)	-	178,000	-	-	-
17.1.2020	17.1.2022 – 16.1.2024	-	94,000	-	-	94,000	-	-	-
	17.1.2023 – 16.1.2025	-	94,000	-	-	94,000	-	-	-
	17.1.2024 – 16.1.2026	-	92,400	-	-	92,400	-	-	-
3.2.2021	3.2.2021 – 2.2.2023	-	-	-	-	-	79,200	-	-
	3.2.2021 – 2.2.2024	-	-	-	-	-	79,200	-	-
	3.2.2021 – 2.2.2025	-	-	-	-	-	77,200	-	-
		<u>3,507,600</u>	<u>280,400</u>	<u>(484,400)</u>	<u>(900,000)</u>	<u>2,403,600</u>	<u>235,600</u>	<u>-</u>	<u>(1,006,400)</u>
									<u>1,632,800</u>

29 SHARE OPTION SCHEMES AND SHARE AWARD SCHEME – continued

Share option schemes – continued

The fair values of the share options at the dates of grant were calculated using the Binomial Option Pricing model after taking into account the different vesting periods. The assumptions used for the calculation for options granted during the years ended 31 March 2021 and 2020 are as follows:

Date of grant	12.2.2018	28.1.2019	17.1.2020	3.2.2021
Closing share price at date of grant	HK\$6.80	HK\$3.91	HK\$6.53	HK\$19.78
Exercise price	HK\$7.18	HK\$3.91	HK\$6.53	HK\$19.78
Suboptimal exercise factor	1.6 to 2.47	1.6 to 2.47	1.6 to 2.47	2.2 to 2.8
Expected volatility	40.09% to 43.72%	38.83% to 39.68%	45.93% to 46.98%	45.72% to 48.48%
Expected dividend yield	3.63%	4.02%	1.99%	4.24%
Risk free rate	1.64% to 1.81%	1.74% to 1.81%	1.48% to 1.50%	3.42% to 5.11%
Fair value	HK\$1.62 to HK\$2.07	HK\$0.81 to HK\$1.08	HK\$2.07 to HK\$2.57	HK\$5.65 to HK\$5.96

The variables and assumptions used above are based on the directors' best estimate. The value of an option varies with different variables of certain subjective assumptions.

The Group recognised an expense of HK\$7,509,000 (2020: HK\$9,254,000) in relation to the share options granted by the Company.

Share Award Scheme



Notes to the Consolidated Financial Statements

For the year ended 31 March 2021

30 LEASES COMMITMENTS

33 FINANCIAL INSTRUMENTS BY CATEGORY

	2021 HK\$'000	2020 HK\$'000
Financial assets		
Financial assets at amortised cost		
– Trade, bills and other receivables	2,091,416	1,507,291
– Structured deposits		3,946
– Short-term bank deposits	892,066	–
– Restricted bank balances	12,237	23,636
– Cash and cash equivalents	2,404,027	2,020,245
FVPL	372,750	204,682
	5,772,496	3,759,800
Financial liabilities		
Financial liabilities at amortised cost		
– Trade, bills and other payables	1,461,919	1,320,771
– Lease liabilities	46,727	58,288
– Bank borrowings	3,589,909	3,979,285
	5,098,555	5,358,344

34 NOTES TO THE CONSOLIDATED STATEMENT OF CASH FLOWS

(a) Cash generated from operations

	Note	2021 HK\$'000	2020 HK\$'000
Profit before income tax		2,360,314	2,109,244
Adjustments for:			
Amortisation of other intangible assets	8	33,438	32,224
Depreciation of property, plant and equipment	8	389,891	278,312
Depreciation of right-of-use assets	8	70,465	91,333
Impairment loss on property, plant and equipment			56
Equity-settled share-based payments expense		7,509	9,254
Fair value loss on financial assets at fair value through profit or loss		61,793	1,746
Fair value (gain)/loss on investment properties		(238)	4,569
Finance costs	9	96,046	155,947
(Reversal of)/provision for impairment of inventories		(18,032)	24,398
Provision for impairment of trade and bills receivables		2,042	3,527
Interest income		(48,004)	(58,897)
Income on structured deposits		(13,553)	(3,764)
Loss on disposal of property, plant and equipment		692	2,751
Share of results of joint ventures		(5,707)	(805)

Notes to the Consolidated Financial Statements

For the year ended 31 March 2021

34 NOTES TO THE CONSOLIDATED STATEMENT OF CASH FLOWS – continued

(a) Cash generated from operations – continued

Note	2021 HK\$'000	2020 HK\$'000
	2,936,656	2,649,895
Changes in working capital:		
Increase in inventories	(445,402)	(130,235)
(Increase)/decrease in trade and bills receivables	(471,504)	99,493
(Increase)/decrease in other receivables and prepayments	(229,434)	96,668
(Decrease)/increase in trade and bills payables	(5,201)	299,500
Increase in other payables and accruals	294,381	50,388
Increase/(decrease) in contract liabilities	102,289	(306,884)
Decrease in other non-current liabilities	(55)	(334)
Increase in properties under development	(2,373)	(88,001)
Decrease in properties held for sale	103,612	468,556
Net cash generated from operations	2,282,969	3,139,046

(b) Non-cash investing and financing activities

- Utilisation of deposits of HK\$117,962,000 (2020: HK\$106,349,000) for acquisition of property, plant and equipment
- Addition of right-of-use assets of HK\$20,454,000 (2020: HK\$69,188,000)
- Transfer from right-of-use assets of nil (2020: HK\$155,501,000) to properties under development
- Transfer from property, plant and equipment of nil (2020: HK\$11,589,000) to properties under development
- Transfer from property, plant and equipment of HK\$310,164,000 (2020: nil) to property held for sale
- Transfer from property under development of nil (2020: HK\$518,014,000) to property held for sale

(c) Reconciliation of liabilities arising from financing activities

The following section sets out an analysis of net debt and the movements in net debt for each of the years presented.

Net debt	2021 HK\$'000	2020 HK\$'000
Bank borrowings	3,589,909	3,979,285
Lease liabilities	46,727	58,288
Net debt	3,636,636	4,037,573

34 NOTES TO THE CONSOLIDATED STATEMENT OF CASH FLOWS – continued


(c) Reconciliation of liabilities arising from financial activities continued



Notes to the Consolidated Financial Statements

For the year ended 31 March 2021

Name of subsidiary	p	Place/Country of incorporation or establishment/operations	p	Issued and full paid share capital/registered capital	Attributable equity i
--------------------	---	--	---	---	-----------------------



Notes to the Consolidated Financial Statements

For the year ended 31 March 2021

35 SUBSIDIARIES – continued

Details of the Company's principal subsidiaries as at 31 March 2021 and 2020 are as follows:

- ¹ These companies were established in the PRC in the form of wholly foreign-owned enterprise.
- ² These companies were newly incorporated during the year ended 31 March 2021.
- ³ These companies were newly acquired during the year ended 31 March 2021.
- ⁴ According to the Shareholders' Agreement, the Group has the majority voting power in the Board of Directors of Home Group, by which the relevant activities that significantly affect the return of Home Group are determined on a simple majority basis, and accordingly, Home Group is accounted for as a subsidiary of the Group.

The above table only lists the subsidiaries of the Company which, in the opinion of the directors, principally affected the results or assets of the Group. To give details of other subsidiaries would, in the opinion of the directors, result in particulars of excessive length.

None of the subsidiaries had any loan capital subsisting at the end of the year or at any time during the year.

(a) Material non-controlling interests

Set out below is summarised financial information for a subsidiary that has non-controlling interests that are material to the Group. The amounts disclosed are before inter-company eliminations.

	Home Group Ltd.	
	2021	2020
	HK\$'000	HK\$'000
Summarised balance sheet		
Non-current assets	373,358	439,065
Current assets	366,293	190,882
Non-current liabilities	47,160	45,913
Current liabilities	121,075	123,296
Total equity	571,416	460,738
Summarised statement of comprehensive income		
Revenue	764,072	744,116
Profit and total comprehensive income for the year	73,120	39,416
Profit attributable to owners of the Company	33,407	15,635
Profit attributable to the non-controlling interests	39,713	23,781
Summarised cash flows		
Net cash inflow from operating activities	75,451	79,473
Net cash (outflow)/inflow from investing activities	(25,072)	504
Net cash inflow/(outflow) from financing activities	38,625	(14,622)
Net increase in cash and cash equivalents	89,004	65,355

36 STATEMENT OF FINANCIAL POSITION OF THE COMPANY

	2021 HK\$'000	2020 HK\$'000
ASSETS		
Non-current assets		
Interests in subsidiaries	3,711,080	3,711,080
	3,711,080	3,711,080
Current assets		
Other receivables and prepayments	591	1,009
Amounts due from subsidiaries	743,981	–
Cash and bank balances	330	163
	744,902	1,172
Current liabilities		
Amounts due to subsidiaries	31	1,543,415
Other payables and accruals	4,136	3,655
	4,167	1,547,070
Net current liabilities	740,735	(1,545,898)
Net assets	4,451,815	2,165,182
EQUITY		
Equity attributable to owners of the Company		
Share capital	1,583,518	1,518,376
Reserves (Note)	2,868,297	646,806
Total equity	4,451,815	2,165,182

Notes to the Consolidated Financial Statements

For the year ended 31 March 2021

36 STATEMENT OF FINANCIAL POSITION OF THE COMPANY – continued

Note: Movement in reserves of the Company are as follows:

	Contributed surplus HK\$'000	Shares held under share award scheme HK\$'000	Share option reserve HK\$'000	Retained earnings HK\$'000	Total HK\$'000
At 1 April 2019	92,144	(448)	20,462	814,720	926,878
Profit and total comprehensive income for the year	–	–	–	325,957	325,957
Repurchase of shares	(117,544)	–	–	(23,836)	(141,380)
Recognition of equity-settled share-based payments	–	–	9,254	–	9,254
Issue of shares upon exercise of share options	25,400	–	(2,810)	–	22,590
Dividends paid	–	–	–	(496,494)	(496,494)
At 31 March 2020	–	(448)	26,906	620,347	646,805
Profit and total comprehensive income for the year	–	–	–	689,178	689,178
Issuance of ordinary shares, net of transaction cost	2,302,707	–	–	–	2,302,707
Recognition of equity-settled share-based payments	–	–	7,509	–	7,509
Issue of shares upon exercise of share options	72,224	–	(13,830)	–	58,394
Dividends paid	–	–	–	(836,296)	(836,296)
At 31 March 2021	2,374,931	(448)	20,585	473,229	2,868,297

37 BENEFITS AND INTERESTS OF DIRECTORS (DISCLOSURES REQUIRED BY SECTION 383 OF THE HONG KONG COMPANIES ORDINANCE (CAP. 622), COMPANIES (DISCLOSURE OF INFORMATION ABOUT BENEFITS OF DIRECTORS) REGULATION (CAP. 622G) AND HK LISTING RULES)

(a) Directors' and chief executive's emoluments

Details of the emoluments paid to the directors of the Company for the year are as follows:

Name of directors	Directors' fee HK\$'000	Salaries and other allowances HK\$'000	Discretionary bonus HK\$'000 (Note iv)	Share-based payment HK\$'000	Retirement benefit scheme	Total HK\$'000
					contributions HK\$'000	
For the year ended 31 March 2021						
<i>Executive Directors:</i>						
Mr. Wong Man Li (Chairman)	380	1,420	76	197	18	2,091
Mr. Feng Guohua (Note i)	156	6,938	273	31	10	7,408
Ms. Hui Wai Hing	380	1,055	87	121		1,643
Ms. Yang Huiyan (Note ii)	285	1,443			6	1,734
Mr. Alan Marnie	380	4,596				4,976
Mr. Dai Quanfa	380	2,040	124	268	22	2,834
Ms. Wong Ying Ying	380	683	13	97	6	1,179
<i>Independent non-executive Directors:</i>						
Mr. Ong Chor Wei	380					380
Mr. Chau Shing Yim David	380					380
Mr. Kan Chung Nin, Tony	380					380
Mr. Ding Yuan	380					380

Notes to the Consolidated Financial Statements

For the year ended 31 March 2021

37 BENEFITS AND INTERESTS OF DIRECTORS (DISCLOSURES REQUIRED BY SECTION 383 OF THE HONG KONG COMPANIES ORDINANCE (CAP. 622), COMPANIES (DISCLOSURE OF INFORMATION ABOUT BENEFITS OF DIRECTORS) REGULATION (CAP. 622G) AND HK LISTING RULES) – continued

(a) Directors' and chief executive's emoluments – continued

Name of directors	Directors' fee HK\$'000	Salaries and other allowances HK\$'000	Discretionary bonus HK\$'000 (Note iii)	Share-based payment HK\$'000	Retirement benefit scheme contributions HK\$'000	Total HK\$'000
For the year ended 31 March 2020						
<i>Executive Directors:</i>						
Mr. Wong Man Li (Chairman)	380	1,349	74	225	17	2,045
Ms. Hui Wai Hing	380	1,035	58	141	-	1,614
Ms. Yang Huiyan (Note ii)	81	734	-	-	2	817
Mr. Alan Marnie	380	4,889	-	-	-	5,269
Mr. Dai Quanfa	380	1,328	125	256	23	2,112
Ms. Wong Ying Ying	380	539	41	112	6	1,078
Mr. Tsang Hoi Lam (Note iii)	299	1,141	-	-	10	1,450
<i>Independent non-executive Directors:</i>						
Mr. Ong Chor Wei	380	-	-	-	-	380
Mr. Chau Shing Yim David	380	-	-	-	-	380
Mr. Kan Chung Nin, Tony	380	-	-	-	-	380
Mr. Ding Yuan	380	-	-	-	-	380
	3,800	11,015	298	734	58	15,905

Notes:

- (i) Appointed as an executive director of the Company on 3 November 2020.
- (ii) Appointed as an executive director of the Company on 15 January 2020 and resigned on 31 December 2020.
- (iii) Resigned as an executive director of the Company on 15 January 2020.
- (iv) Discretionary bonus are recommended by the Remuneration Committee and approved by the Board of Directors, having regard to the Group's operating result, individual performance and comparable market statistics.

37 BENEFITS AND INTERESTS OF DIRECTORS (DISCLOSURES REQUIRED BY SECTION 383 OF THE HONG KONG COMPANIES ORDINANCE (CAP. 622), COMPANIES (DISCLOSURE OF INFORMATION ABOUT BENEFITS OF DIRECTORS) REGULATION (CAP. 622G) AND HK LISTING RULES) – continued

(b) Directors' retirement benefits

None of the directors received or will receive any retirement benefits during the year (2020: Nil).

(c) Directors' termination benefits

None of the directors received or will receive any termination benefits during the year (2020: Nil).

(d) Consideration provided to third parties for making available directors' services

During the year ended 31 March 2021, the Company did not pay consideration to any third parties for making available directors' services (2020: Nil).

(e) Information about loans, quasi-loans and other dealings in favour of directors, controlled bodies corporate by and connected entities with such directors

There is no other loans, quasi-loans and other dealing arrangements in favour of directors, bodies corporate controlled by and entities connected with all directors of the Company as at 31 March 2021 (2020: Nil).

(f) Directors' material interests in transactions, arrangements or contracts

No significant transactions, arrangements and contracts in relation to the Group's business to which the Company was a party and in which a director of the Company had a material interest, whether directly or indirectly, subsisted at the end of the year or at any time during the year.

38 FINANCIAL GUARANTEES

The Group has arranged bank financing for certain purchasers of the Group's property units and provided guarantees to secure obligations of such purchasers for repayments. Such guarantees terminate upon the earlier of (i) issuance of the real estate ownership certificate which will generally be available within an average period of two to three months upon the completion of guarantee registration; or (ii) the full repayment of mortgaged loan by the purchasers of properties. Pursuant to the terms of the guarantees, upon default in mortgage payments by these purchasers, the Group is responsible to repay the outstanding mortgage principals together with accrued interest and penalty owed by the defaulted purchasers to the banks and the Group is entitled to retain the legal title and take over possession of the related properties. The Group's guarantee period starts from the dates of grant of the mortgages. As at 31 March 2021, the amount of outstanding guarantees for mortgages were approximately HK\$16,557,000 (2020: HK\$74,021,000). The directors consider that the likelihood of default in payments by purchasers is minimal and as the Group is entitled to retain the ownership of the properties, the valuation of which is significantly higher than the guaranteed amounts, the financial guarantees measured at fair value is immaterial.

39 SUBSEQUENT EVENT

(i) Acquisition of Shenzhen Style Home Furnishing Co., Ltd

On 18 December 2020, the Group entered into an acquisition agreement with two independent third parties (the "Seller"), pursuant to which the Group agreed to acquire and the Seller agreed to sell the 51% equity interest in the target company, namely Shenzhen Style Home Furnishing Co., Ltd ("Shenzhen Style"), at a consideration determined under a contingent arrangement based on the performance indicators for the years ended 31 December 2021, 2022 and 2023. Pursuant to the acquisition agreement, the minimum and maximum consideration will be RMB183,600,333 Tdum

Particulars of Major Properties

Location	Existing use	Lease term	Attributable interest of the Group
Investment properties			
1. All the portion of Ground Floor and whole of 1st Floor (and the flat roof appertaining thereto), Circle Court, Nos. 3 & 5 Java Road, North Point, Hong Kong	Commercial	Medium	100%
2. Flat B (with A/C Room(s) pertaining thereto which is/are accessible from the flat itself) on 36th Floor of Tower 8, The Palazzo, No. 28 Lok King Street, Shatin, New Territories	Commercial	Medium	100%
3. Praca Wong Chio L19, Alameda Dr. Carlos D' Assumpção N°s 411-417, Em Macau	Commercial	Medium	100%
4. Unit 1904, Tower 1, Huiyang World Trade Plaza, Baiyun Er Road, Danshui Town, Huiyang District, Huizhou City, Guangdong Province, the PRC	Commercial	Medium	100%
5. Industrial Complex located at Man Wah Industrial Zone No. 189 Industrial District, Henggang Town, Longgang, Shenzhen City, Guangdong Province, the PRC	Industrial	Medium	100%
6. CHEERS Exhibition Hall Julongge Sales Department, No. 199 Yundong Avenue, Wujiang Economic and Technological Development Zone, Suzhou City, Jiangsu Province, the PRC	Commercial	Medium	100%
7. Easyhome Daya Bay Store, 500 Shihua Avenue, Huiyang District, Huizhou City, Guangdong Province, the PRC	Commercial	Medium	100%
8. Industrialna 10, Kvasyliv, Rivne, Ukraine	Industrial	Long	40%

Particulars of Major Properties

Location	Existing use	Lease term	Attributable interest of the Group
Properties for the Group's own use			
9. Industrial Complex located at Man Wah Industrial District Western Section of Daya Bay Economic and Technological Development Zone, Huizhou City, Guangdong Province, the PRC	Industrial	Long	100%
10. 32 Shihua Avenue, Western Section of Daya Bay Economic Huizhou City, Guangdong Province, the PRC	Industrial	Long	100%
11. No. 5555, TongJin Road, Economic Development Zone, Wujiang City, Jiangsu Province, the PRC	Industrial	Long	100%
12. No. 888. Xingrui Road, Economic Development Zone, Wujiang City, Jiangsu Province, the PRC	Industrial	Long	100%
13. CHEERS Flagship Store, CBD International Famous Store Street, 21 North Avenue, Hankou District, Wuhan City, Hubei Province, the PRC	Commercial	Long	100%
14. Praça Wong Chio J19, Alameda Dr. Carlos D' Assumpção N°s 411-417, Em Macau	Commercial	Medium	100%
15. Praça Wong Chio K19, Alameda Dr. Carlos D' Assumpção N°s 411-417, Em Macau	Commercial	Medium	100%
16. 668 N. Main Street, High Point, NC 27260-5018, USA	Commercial	Long	100%
17. 78 Fuyuan Road, Wuqing Development Zone, Tianjin, the PRC	Industrial	Long	100%

Financial Summar

CONSOLIDATED STATEMENT OF COMPREHENSIVE INCOME

Year ended 31 March

	2017 HK\$'000	2018 HK\$'000	2019 HK\$'000	2020 HK\$'000	2021 HK\$'000
Revenue					

CONSOLIDATED STATEMENT OF COMPREHENSIVE INCOME

Year ended 31 March

CONSOLIDATED STATEMENT OF FINANCIAL POSITION

As at 31 March

	2017 HK\$'000	2018 HK\$'000	2019 HK\$'000	2020 HK\$'000	2021 HK\$'000
Non-current assets					
Property, plant and equipment	2,267,824	3,167,900	3,798,748	3,949,987	4,774,294
Investment properties	170,781	210,853	485,110	455,215	482,067
Right-of-use assets	–	–	–	2,228,518	2,324,072
Lease premium for land	451,219	787,109	2,429,180	–	
Other intangible assets	189,994	245,540	222,033	188,440	166,517
Interest in a joint venture	–	–	30,859	29,673	55,812
Available-for-sale investment	–	–	–	–	
Deferred tax assets	2,589	3,590	3,708	12,031	42,678
Properties under development	384,481	–	–	–	
Refundable earnest money paid for lease premium for land	3,815	–	–	–	
Deposit paid for a land lease	11,280	4,225	3,944	3,692	167,311
Prepayments and deposits paid for acquisition of property, plant and equipment	79,612	101,079	70,986	156,023	126,926
Deposits paid for acquisition of subsidiaries	–	–	–	–	244,585
Financial assets at fair value through profit or loss	–	–	–	–	1,894
Goodwill	129,177	393,502	525,904	524,048	560,519
	<u>3,690,772</u>	<u>4,913,798</u>	<u>7,570,472</u>	<u>7,547,627</u>	8,946,675
Current assets					
Inventories	749,253	1,067,133	1,413,563	1,532,993	2,003,605
Properties held for sale	–	–	–	48,227	254,779
Properties under development	–	383,415	433,471	149,410	164,498
Trade and bills receivables	639,674	956,097	1,309,685	1,210,754	1,680,529
Other receivables and prepayments	235,129	397,030	554,817	470,341	700,841
Lease premium for land	9,648	18,326	53,171	–	
Financial assets at fair value through profit or loss	–	–	220,650	204,682	372,750
Held for trading investments	367,862	311,754	–	–	
Tax recoverable	1,744	7,924	12,519	1,941	6,854
Structured deposits	–	–	–	3,946	
Short-term bank deposits	–	–	–	–	892,066
Restricted bank balances	9,364	8,303	139,100	23,636	12,237
Bank balances and cash	1,808,298	1,406,959	1,438,339	2,020,245	2,404,027
	<u>3,820,972</u>	<u>4,556,941</u>	<u>5,575,315</u>	<u>5,666,175</u>	8,492,186

CONSOLIDATED STATEMENT OF FINANCIAL POSITION

As at 31 March

	2017 HK\$'000	2018 HK\$'000	2019 HK\$'000	2020 HK\$'000	2021 HK\$'000
Current liabilities					
Trade and bills payables	427,780	753,902	663,432	967,090	971,142
Other payables and accruals	485,312	748,446	455,651	452,160	746,883
Receipt in advance from sales of properties under development	–	50,011	–	–	
Contract liabilities	–	–	567,740	260,856	363,145
Bank borrowing – current portion	1,047,636	1,316,799	2,892,699	3,277,499	3,588,713
Tax payable	64,636	72,892	58,379	133,198	185,864
Lease liabilities	–	–	–	28,755	26,419
	<u>2,025,364</u>	<u>2,942,050</u>	<u>4,637,901</u>	<u>5,119,558</u>	<u>5,882,166</u>
Net current assets	<u>1,795,608</u>	<u>1,614,891</u>	<u>937,414</u>	<u>546,617</u>	<u>2,610,020</u>
Total assets less current liabilities	<u>5,486,380</u>	<u>6,528,689</u>	<u>8,507,886</u>	<u>8,094,244</u>	<u>11,556,695</u>
Non-current liabilities					
Lease liabilities	–	–	–	29,533	20,308
Deferred tax liabilities	42,830	56,158	130,086	128,896	128,854
Bank borrowing – non-current portion	27,294	23,909	1,660,070	701,786	1,196
Other Non-current liabilities	7,337	4,138	1,667	1,333	1,278
	<u>77,461</u>	<u>84,205</u>	<u>1,791,823</u>	<u>861,548</u>	<u>151,636</u>
	<u>5,408,919</u>	<u>6,444,484</u>	<u>6,716,063</u>	<u>7,232,696</u>	<u>11,405,059</u>
Capital and reserves					
Share capital	1,530,256	1,531,511	1,529,249	1,518,376	1,583,518
Reserves	3,508,286	4,431,706	4,693,988	5,185,771	9,157,814
Equity attributable to owners of the Company	<u>5,038,542</u>	<u>5,963,217</u>	<u>6,223,237</u>	<u>6,704,147</u>	<u>10,741,332</u>
Non-controlling interest	<u>370,377</u>	<u>481,267</u>	<u>492,826</u>	<u>528,549</u>	<u>663,727</u>
	<u>5,408,919</u>	<u>6,444,484</u>	<u>6,716,063</u>	<u>7,232,696</u>	<u>11,405,059</u>